

# Aci Racing Week End 11-12-13 Maggio 2018

## Italian F.4 Championship Powered by Abarth - Classifica Provvisoria Race 3

Paul Ricard 5.821 m

Giri 14 = 81,494 km - Media 156,532 km/h - Tempo di gara 31'14.236

Num.	Conditore	Naz	Concorrente	Scuderia	Auto	Classe	Giri	Tempo	Dist.	Rel.	Giro Veloce
1	<b>2 VESTI</b> Frederik	DNK	Van Amersfoort Racing BV	Van Amersfoort Racing BV	Tatuus F.4 T014 Abarth		14	31'14.236			8 2'06.181
2	<b>64 CALDWELL</b> Olli	GBR	Prema Theodore Racing	Prema Theodore Racing	Tatuus F.4 T014 Abarth		14	31'14.573	<b>0.337</b>	<b>0.337</b>	5 2'06.495
3	<b>20 SOVERY</b> Tobì	GBR	KDC Racing	KDC Racing	Tatuus F.4 T014 Abarth		14	31'14.686	<b>0.450</b>	<b>0.113</b>	7 2'06.403
4	<b>11 LORANDI</b> Leonardo	ITA	Bhaitech Srl	Bhaitech Srl	Tatuus F.4 T014 Abarth		14	31'17.962	<b>3.726</b>	<b>3.276</b>	7 <b>2'06.134</b>
5	<b>74 FITTIPALDI</b> Enzo	BRA	Prema Theodore Racing	Prema Theodore Racing	Tatuus F.4 T014 Abarth		14	31'20.322	<b>6.086</b>	<b>2.360</b>	5 2'06.269
6	<b>5 PETECOF</b> Gianluca	BRA	Prema Theodore Racing	Prema Theodore Racing	Tatuus F.4 T014 Abarth	R	14	31'21.077	<b>6.841</b>	<b>0.755</b>	7 2'06.363
7	<b>9 PETR</b> Ptacek	CZE	Bhaitech Srl	Bhaitech Srl	Tatuus F.4 T014 Abarth	R	14	31'23.984	<b>9.748</b>	<b>2.907</b>	6 2'06.489
8	<b>21 WEERTS</b> Charles	BEL	Van Amersfoort Racing BV	Van Amersfoort Racing BV	Tatuus F.4 T014 Abarth		14	31'25.879	<b>11.643</b>	<b>1.895</b>	8 2'06.802
9	<b>15 CARRARA</b> Giorgio	ARG	Jenzer Motorsport	Jenzer Motorsport	Tatuus F.4 T014 Abarth		14	31'25.962	<b>11.726</b>	<b>0.083</b>	8 2'06.664
10	<b>16 SAUCY</b> Gregoire	CHE	Jenzer Motorsport	Jenzer Motorsport	Tatuus F.4 T014 Abarth		14	31'27.598	<b>13.362</b>	<b>1.636</b>	5 2'06.763
11	<b>22 LAGANELLA</b> Umberto	ITA	Cram Motorsport	Cram Motorsport	Tatuus F.4 T014 Abarth	R	14	31'30.856	<b>16.620</b>	<b>3.258</b>	13 2'06.466
12	<b>33 DOOHAN</b> Jack	AUS	Prema Theodore Racing	Prema Theodore Racing	Tatuus F.4 T014 Abarth	R	14	31'32.121	<b>17.885</b>	<b>1.265</b>	6 2'06.633
13	<b>25 ALATALO</b> William	FIN	BWT Mucke Motorsport	BWT Mucke Motorsport	Tatuus F.4 T014 Abarth		14	31'39.318	<b>25.082</b>	<b>7.197</b>	9 2'07.769
14	<b>27 MALVESTITI</b> Federico	ITA	Jenzer Motorsport	Jenzer Motorsport	Tatuus F.4 T014 Abarth		14	31'41.538	<b>27.302</b>	<b>2.220</b>	7 2'07.335
15	<b>17 AZMAN</b> Nazim	MAL	Jenzer Motorsport	Jenzer Motorsport	Tatuus F.4 T014 Abarth		14	31'43.684	<b>29.448</b>	<b>2.146</b>	9 2'08.031
16	<b>4 KRUTTEN</b> Niklas	DEU	BWT Mucke Motorsport	BWT Mucke Motorsport	Tatuus F.4 T014 Abarth	R	14	31'43.753	<b>29.517</b>	<b>0.069</b>	9 2'06.889
17	<b>19 RASMUSSEN</b> Oliver	DEN	Jenzer Motorsport	Jenzer Motorsport	Tatuus F.4 T014 Abarth	R	14	31'47.021	<b>32.785</b>	<b>3.268</b>	11 2'07.347
18	<b>6 COHEN</b> Ido	ISR	BWT Mucke Motorsport	BWT Mucke Motorsport	Tatuus F.4 T014 Abarth	R	14	31'48.017	<b>33.781</b>	<b>0.996</b>	10 2'07.966
19	<b>23 LUCAS ALECCO</b> Roy	MCO	Van Amersfoort Racing BV	Van Amersfoort Racing BV	Tatuus F.4 T014 Abarth		14	31'51.252	<b>37.016</b>	<b>3.235</b>	11 2'07.846
20	<b>31 MORETTI</b> Marzio	ITA	BVM Racing	BVM Racing	Tatuus F.4 T014 Abarth	R	14	31'52.952	<b>38.716</b>	<b>1.700</b>	11 2'07.670
21	<b>13 DI COMBERTI</b> Aaron	GBR	KDC Racing	KDC Racing	Tatuus F.4 T014 Abarth		14	31'53.307	<b>39.071</b>	<b>0.355</b>	10 2'07.695
22	<b>14 MOROZOV</b> Ilya	RUS	KDC Racing	KDC Racing	Tatuus F.4 T014 Abarth	R	14	31'54.439	<b>40.203</b>	<b>1.132</b>	12 2'08.106
23	<b>36 SAMPIERI</b> Gastone	ITA	BVM Racing	BVM Racing	Tatuus F.4 T014 Abarth	R	14	31'54.561	<b>40.325</b>	<b>0.122</b>	7 2'08.024
24	<b>29 CIPRIANI</b> Emilio	VEN	Cram Motorsport	Cram Motorsport	Tatuus F.4 T014 Abarth	R	14	32'01.668	<b>47.432</b>	<b>7.107</b>	4 2'08.636
25	<b>10 FAMULARO</b> Alessandro	VEN	Bhaitech Srl	Bhaitech Srl	Tatuus F.4 T014 Abarth	R	14	32'21.721	<b>1'07.485</b>	<b>20.053</b>	12 2'08.549
26	<b>18 GONZALEZ</b> Javier	MEX	Jenzer Motorsport	Jenzer Motorsport	Tatuus F.4 T014 Abarth		14	32'22.132	<b>1'07.896</b>	<b>0.411</b>	14 2'06.732
27	<b>24 DEL'ACCIO</b> Andrea	ITA	Cram Motorsport	Cram Motorsport	Tatuus F.4 T014 Abarth		14	32'40.548	<b>1'26.312</b>	<b>18.416</b>	12 2'11.031
28	<b>52 TOTH</b> Lazio	HUN	DR Formula	DR Formula	Tatuus F.4 T014 Abarth	R	14	32'40.754	<b>1'26.518</b>	<b>0.206</b>	13 2'10.648
29	<b>49 DELEDDA</b> Alessio	ITA	Deledda Alessio	Technorace A.S.D.	Tatuus F.4 T014 Abarth	R	14	32'48.058	<b>1'33.822</b>	<b>7.304</b>	13 2'10.904
30	<b>7 GNOS</b> Axel	CHE	AS Motorsport	AS Motorsport	Tatuus F.4 T014 Abarth	R	14	32'51.814	<b>1'37.578</b>	<b>3.756</b>	8 2'11.078
31	<b>81 VENDITTI</b> Fabio	ITA	Corbetta Competizioni	Corbetta Competizioni	Tatuus F.4 T014 Abarth	R	14	33'25.749	<b>2'11.513</b>	<b>33.935</b>	14 2'11.636
32	<b>12 FAMULARO</b> Anthony	VEN	Bhaitech Srl	Bhaitech Srl	Tatuus F.4 T014 Abarth	R	11	25'44.850	<b>3 Giri</b>	<b>3 Giri</b>	6 2'08.333

Partenti:: 32 Non Partiti:: 0 Ritirati:: 0 Non Classificati:: 0 Classificati:: 32 Esclusi:: 0

Giro Veloce N. 7 Num. 11 Leonardo Lorandi Tempo 2'06.134 Media. 166,138 Km/h

Umidità	87%	ARIA	9°C
Condizioni	Wet	Temp.	18°C

Race Director : Ferrari A.

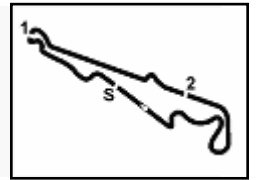
Clerk of the Course : Marotta G.

13/05/2018 Inizio 15:44 Fine 16:19

Esposta alle: .....

Powered by FICr PERUGIATIMING





Paul Ricard 5.821 m

# Acì Racing Week End 11-12-13 Maggio 2018

## Italian F.4 Championship Powered by Abarth - Classifica di Classe Race 3

### Rookie

Giri 14 = 81,494 km - Media 155,963 km/h - Tempo di gara 31'21.077

Num.	Conduìtore	Naz	Concorrente	Scuderia	Auto	Giri	Tempo	Dist.	Rel.	Giro Veloce
1	<b>5 PETECOF</b> Gianluca	BRA	Prema Theodore Racing	Prema Theodore Racing	Tatuus F.4 T014 Abarth	14	31'21.077			7 2'06.363
2	<b>9 PETR</b> Ptacek	CZE	Bhaitech Srl	Bhaitech Srl	Tatuus F.4 T014 Abarth	14	31'23.984	<b>2.907</b>	<b>2.907</b>	6 2'06.489
3	<b>22 LAGANELLA</b> Umberto	ITA	Cram Motorsport	Cram Motorsport	Tatuus F.4 T014 Abarth	14	31'30.856	<b>9.779</b>	<b>6.872</b>	13 2'06.466
4	<b>33 DOOHAN</b> Jack	AUS	Prema Theodore Racing	Prema Theodore Racing	Tatuus F.4 T014 Abarth	14	31'32.121	<b>11.044</b>	<b>1.265</b>	6 2'06.633
5	<b>4 KRUTTEN</b> Niklas	DEU	BWT Mucke Motorsport	BWT Mucke Motorsport	Tatuus F.4 T014 Abarth	14	31'43.753	<b>22.676</b>	<b>11.632</b>	9 2'06.889
6	<b>19 RASMUSSEN</b> Oliver	DEN	Jenzer Motorsport	Jenzer Motorsport	Tatuus F.4 T014 Abarth	14	31'47.021	<b>25.944</b>	<b>3.268</b>	11 2'07.347
7	<b>6 COHEN</b> Ido	ISR	BWT Mucke Motorsport	BWT Mucke Motorsport	Tatuus F.4 T014 Abarth	14	31'48.017	<b>26.940</b>	<b>0.996</b>	10 2'07.966
8	<b>31 MORETTI</b> Marzio	ITA	BVM Racing	BVM Racing	Tatuus F.4 T014 Abarth	14	31'52.952	<b>31.875</b>	<b>4.935</b>	11 2'07.670
9	<b>14 MOROZOV</b> Ilya	RUS	KDC Racing	KDC Racing	Tatuus F.4 T014 Abarth	14	31'54.439	<b>33.362</b>	<b>1.487</b>	12 2'08.106
10	<b>36 SAMPIERI</b> Gastone	ITA	BVM Racing	BVM Racing	Tatuus F.4 T014 Abarth	14	31'54.561	<b>33.484</b>	<b>0.122</b>	7 2'08.024
11	<b>29 CIPRIANI</b> Emilio	VEN	Cram Motorsport	Cram Motorsport	Tatuus F.4 T014 Abarth	14	32'01.668	<b>40.591</b>	<b>7.107</b>	4 2'08.636
12	<b>10 FAMULARO</b> Alessandro	VEN	Bhaitech Srl	Bhaitech Srl	Tatuus F.4 T014 Abarth	14	32'21.721	<b>1'00.644</b>	<b>20.053</b>	12 2'08.549
13	<b>52 TOTH</b> Lazio	HUN	DR Formula	DR Formula	Tatuus F.4 T014 Abarth	14	32'40.754	<b>1'19.677</b>	<b>19.033</b>	13 2'10.648
14	<b>49 DELEDDA</b> Alessio	ITA	Deledda Alessio	Technorace A.S.D.	Tatuus F.4 T014 Abarth	14	32'48.058	<b>1'26.981</b>	<b>7.304</b>	13 2'10.904
15	<b>7 GNOS</b> Axel	CHE	AS Motorsport	AS Motorsport	Tatuus F.4 T014 Abarth	14	32'51.814	<b>1'30.737</b>	<b>3.756</b>	8 2'11.078
16	<b>81 VENDITTI</b> Fabio	ITA	Corbetta Competizioni	Corbetta Competizioni	Tatuus F.4 T014 Abarth	14	33'25.749	<b>2'04.672</b>	<b>33.935</b>	14 2'11.636
17	<b>12 FAMULARO</b> Anthony	VEN	Bhaitech Srl	Bhaitech Srl	Tatuus F.4 T014 Abarth	11	25'44.850	<b>3 Giri</b>	<b>3 Giri</b>	6 2'08.333

Partenti:: 17 Non Partiti:: 0 Ritirati:: 0 Non Classificati:: 0 Classificati:: 17 Esclusi:: 0

Giro Veloce N. 7 Num. 5 Gianluca Petecof Tempo 2'06.363 Media. 165,837 Km/h

Umidità	87%	ARIA	9°C
Condizioni	Wet	Temp.	18°C

Race Director : Ferrari A.

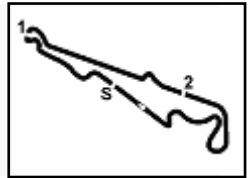
Clerk of the Course : Marotta G.

13/05/2018 Inizio 15:44 Fine 16:19

Esposta alle: .....

Powered by FICr PERUGIATIMING





# Acì Racing Week End 11-12-13 Maggio 2018

## Italian F.4 Championship Powered by Abarth - Velocità Race 3

Paul Ricard 5.821 m

### CLASSIFICA

1	2 VESTI Frederik	Tatuus F.4 T014 Abarth	Giri 14
2	64 CALDWELL Olli	Tatuus F.4 T014 Abarth	0.337
3	20 SOVERY Tobì	Tatuus F.4 T014 Abarth	0.450
4	11 LORANDI Leonardo	Tatuus F.4 T014 Abarth	3.726
5	74 FITTIPALDI Enzo	Tatuus F.4 T014 Abarth	6.086
6	5 PETECOF Gianluca	Tatuus F.4 T014 Abarth	6.841
7	9 PETR Ptacek	Tatuus F.4 T014 Abarth	9.748
8	21 WEERTS Charles	Tatuus F.4 T014 Abarth	11.643
9	15 CARRARA Giorgio	Tatuus F.4 T014 Abarth	11.726
10	16 SAUCY Gregoire	Tatuus F.4 T014 Abarth	13.362
11	22 LAGANELLA Umberto	Tatuus F.4 T014 Abarth	16.620
12	33 DOOHAN Jack	Tatuus F.4 T014 Abarth	17.885
13	25 ALATALO William	Tatuus F.4 T014 Abarth	25.082
14	27 MALVESTITI Federico	Tatuus F.4 T014 Abarth	27.302
15	17 AZMAN Nazim	Tatuus F.4 T014 Abarth	29.448
16	4 KRUTTEN Niklas	Tatuus F.4 T014 Abarth	29.517
17	19 RASMUSSEN Oliver	Tatuus F.4 T014 Abarth	32.785
18	6 COHEN Ido	Tatuus F.4 T014 Abarth	33.781
19	23 LUCAS ALECCO Roy	Tatuus F.4 T014 Abarth	37.016
20	31 MORETTI Marzio	Tatuus F.4 T014 Abarth	38.716
21	13 DI COMBERTI Aaron	Tatuus F.4 T014 Abarth	39.071
22	14 MOROZOV Ilya	Tatuus F.4 T014 Abarth	40.203
23	36 SAMPIERI Gastone	Tatuus F.4 T014 Abarth	40.325
24	29 CIPRIANI Emilio	Tatuus F.4 T014 Abarth	47.432
25	10 FAMULARO Alessandro	Tatuus F.4 T014 Abarth	1'07.485
26	18 GONZALEZ Javier	Tatuus F.4 T014 Abarth	1'07.896
27	24 DEL'ACCIO Andrea	Tatuus F.4 T014 Abarth	1'26.312
28	52 TOTH Lazio	Tatuus F.4 T014 Abarth	1'26.518
29	49 DELEDDA Alessio	Tatuus F.4 T014 Abarth	1'33.822
30	7 GNOS Axel	Tatuus F.4 T014 Abarth	1'37.578
31	81 VENDITTI Fabio	Tatuus F.4 T014 Abarth	2'11.513
32	12 FAMULARO Anthony	Tatuus F.4 T014 Abarth	3 Giri

### SPEED

1	14 MOROZOV Ilya	Tatuus F.4 T014 Abarth	220,9
2	21 WEERTS Charles	Tatuus F.4 T014 Abarth	220,9
3	22 LAGANELLA Umberto	Tatuus F.4 T014 Abarth	220,9
4	23 LUCAS ALECCO Roy	Tatuus F.4 T014 Abarth	220,4
5	31 MORETTI Marzio	Tatuus F.4 T014 Abarth	220,4
6	18 GONZALEZ Javier	Tatuus F.4 T014 Abarth	220,0
7	64 CALDWELL Olli	Tatuus F.4 T014 Abarth	220,0
8	5 PETECOF Gianluca	Tatuus F.4 T014 Abarth	219,5
9	4 KRUTTEN Niklas	Tatuus F.4 T014 Abarth	219,5
10	16 SAUCY Gregoire	Tatuus F.4 T014 Abarth	219,5
11	12 FAMULARO Anthony	Tatuus F.4 T014 Abarth	219,5
12	19 RASMUSSEN Oliver	Tatuus F.4 T014 Abarth	219,1
13	27 MALVESTITI Federico	Tatuus F.4 T014 Abarth	218,6
14	9 PETR Ptacek	Tatuus F.4 T014 Abarth	218,6
15	25 ALATALO William	Tatuus F.4 T014 Abarth	218,2
16	52 TOTH Lazio	Tatuus F.4 T014 Abarth	218,2
17	13 DI COMBERTI Aaron	Tatuus F.4 T014 Abarth	218,2
18	33 DOOHAN Jack	Tatuus F.4 T014 Abarth	218,2
19	74 FITTIPALDI Enzo	Tatuus F.4 T014 Abarth	218,2
20	15 CARRARA Giorgio	Tatuus F.4 T014 Abarth	218,2
21	20 SOVERY Tobì	Tatuus F.4 T014 Abarth	217,7
22	36 SAMPIERI Gastone	Tatuus F.4 T014 Abarth	217,7
23	17 AZMAN Nazim	Tatuus F.4 T014 Abarth	217,3
24	49 DELEDDA Alessio	Tatuus F.4 T014 Abarth	217,3
25	11 LORANDI Leonardo	Tatuus F.4 T014 Abarth	217,3
26	29 CIPRIANI Emilio	Tatuus F.4 T014 Abarth	216,4
27	6 COHEN Ido	Tatuus F.4 T014 Abarth	216,4
28	10 FAMULARO Alessandro	Tatuus F.4 T014 Abarth	215,6
29	24 DEL'ACCIO Andrea	Tatuus F.4 T014 Abarth	215,1
30	2 VESTI Frederik	Tatuus F.4 T014 Abarth	215,1
31	81 VENDITTI Fabio	Tatuus F.4 T014 Abarth	213,0
32	7 GNOS Axel	Tatuus F.4 T014 Abarth	212,6

### SEG. 1

1	15 CARRARA Giorgio	6.955
2	14 MOROZOV Ilya	7.234
3	22 LAGANELLA Umberto	7.251
4	12 FAMULARO Anthony	7.253
5	21 WEERTS Charles	7.254
6	4 KRUTTEN Niklas	7.270
7	16 SAUCY Gregoire	7.281
8	17 AZMAN Nazim	7.281
9	64 CALDWELL Olli	7.282
10	19 RASMUSSEN Oliver	7.287
11	23 LUCAS ALECCO Roy	7.291
12	9 PETR Ptacek	7.291
13	31 MORETTI Marzio	7.295
14	18 GONZALEZ Javier	7.296
15	33 DOOHAN Jack	7.304
16	13 DI COMBERTI Aaron	7.317
17	11 LORANDI Leonardo	7.323
18	27 MALVESTITI Federico	7.325
19	74 FITTIPALDI Enzo	7.327
20	36 SAMPIERI Gastone	7.331
21	5 PETECOF Gianluca	7.334
22	25 ALATALO William	7.336
23	20 SOVERY Tobì	7.348
24	52 TOTH Lazio	7.351
25	29 CIPRIANI Emilio	7.371
26	6 COHEN Ido	7.373
27	10 FAMULARO Alessandro	7.373
28	2 VESTI Frederik	7.376
29	49 DELEDDA Alessio	7.384
30	24 DEL'ACCIO Andrea	7.444
31	7 GNOS Axel	7.465
32	81 VENDITTI Fabio	7.481

### SEG. 2

1	11 LORANDI Leonardo	27.225
2	74 FITTIPALDI Enzo	27.327
3	20 SOVERY Tobì	27.344
4	64 CALDWELL Olli	27.383
5	5 PETECOF Gianluca	27.383
6	2 VESTI Frederik	27.394
7	16 SAUCY Gregoire	27.486
8	18 GONZALEZ Javier	27.495
9	15 CARRARA Giorgio	27.531
10	33 DOOHAN Jack	27.555
11	22 LAGANELLA Umberto	27.589
12	9 PETR Ptacek	27.594
13	21 WEERTS Charles	27.597
14	19 RASMUSSEN Oliver	27.716
15	4 KRUTTEN Niklas	27.725
16	6 COHEN Ido	27.759
17	13 DI COMBERTI Aaron	27.760
18	12 FAMULARO Anthony	27.770
19	31 MORETTI Marzio	27.820
20	27 MALVESTITI Federico	27.829
21	25 ALATALO William	27.873
22	14 MOROZOV Ilya	27.898
23	17 AZMAN Nazim	27.907
24	36 SAMPIERI Gastone	27.913
25	23 LUCAS ALECCO Roy	27.988
26	10 FAMULARO Alessandro	28.015
27	29 CIPRIANI Emilio	28.016
28	24 DEL'ACCIO Andrea	28.523
29	49 DELEDDA Alessio	28.668
30	52 TOTH Lazio	28.828
31	7 GNOS Axel	29.032
32	81 VENDITTI Fabio	29.721

### SEG. 3

1	18 GONZALEZ Javier	37.213
2	10 FAMULARO Alessandro	38.070
3	29 CIPRIANI Emilio	38.489
4	4 KRUTTEN Niklas	38.521
5	7 GNOS Axel	38.538
6	74 FITTIPALDI Enzo	38.591
7	81 VENDITTI Fabio	38.595
8	9 PETR Ptacek	38.605
9	2 VESTI Frederik	38.656
10	22 LAGANELLA Umberto	38.679
11	21 WEERTS Charles	38.682
12	64 CALDWELL Olli	38.686
13	33 DOOHAN Jack	38.735
14	5 PETECOF Gianluca	38.760
15	16 SAUCY Gregoire	38.819
16	15 CARRARA Giorgio	38.829
17	20 SOVERY Tobì	38.853
18	11 LORANDI Leonardo	38.876
19	23 LUCAS ALECCO Roy	38.903
20	25 ALATALO William	38.930
21	19 RASMUSSEN Oliver	38.938
22	24 DEL'ACCIO Andrea	39.025
23	36 SAMPIERI Gastone	39.042
24	12 FAMULARO Anthony	39.042
25	27 MALVESTITI Federico	39.047
26	6 COHEN Ido	39.130
27	13 DI COMBERTI Aaron	39.143
28	14 MOROZOV Ilya	39.150
29	17 AZMAN Nazim	39.161
30	31 MORETTI Marzio	39.202
31	52 TOTH Lazio	39.452
32	49 DELEDDA Alessio	39.996

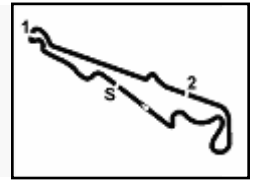
### SEG. 4

1	11 LORANDI Leonardo	52.460
2	2 VESTI Frederik	52.565
3	20 SOVERY Tobì	52.570
4	22 LAGANELLA Umberto	52.629
5	74 FITTIPALDI Enzo	52.679
6	4 KRUTTEN Niklas	52.695
7	5 PETECOF Gianluca	52.713
8	15 CARRARA Giorgio	52.736
9	64 CALDWELL Olli	52.766
10	16 SAUCY Gregoire	52.868
11	18 GONZALEZ Javier	52.875
12	33 DOOHAN Jack	52.879
13	9 PETR Ptacek	52.880
14	27 MALVESTITI Federico	52.928
15	21 WEERTS Charles	52.943
16	19 RASMUSSEN Oliver	53.015
17	31 MORETTI Marzio	53.054
18	13 DI COMBERTI Aaron	53.092
19	25 ALATALO William	53.178
20	23 LUCAS ALECCO Roy	53.227
21	6 COHEN Ido	53.288
22	14 MOROZOV Ilya	53.324
23	17 AZMAN Nazim	53.399
24	36 SAMPIERI Gastone	53.462
25	12 FAMULARO Anthony	53.589
26	29 CIPRIANI Emilio	53.641
27	10 FAMULARO Alessandro	53.968
28	49 DELEDDA Alessio	54.481
29	52 TOTH Lazio	54.729
30	24 DEL'ACCIO Andrea	54.967
31	7 GNOS Axel	55.149
32	81 VENDITTI Fabio	55.466

13/05/2018

Powered by FICr PERUGIATIMING





# Aci Racing Week End 11-12-13 Maggio 2018

## Italian F.4 Championship Powered by Abarth - Analisi Tempi Race 3

Paul Ricard 5.821 m

Start at 15:44'44.219

1 / 5

### 2 F. VESTI (2'06.181)

Giro	Seg.1	Seg.2	Seg.3	Seg.4	T. Giro	km/h	Local Time
1			1'05.589	1'37.003	3'37.855		15:48'22.074
2	7.403	28.676	39.187	53.472	2'08.738	209,7	15:50'30.812
3	7.429	27.835	39.415	53.245	2'07.924	214,3	15:52'38.736
4	7.403	27.899	38.998	52.869	2'07.169	214,7	15:54'45.905
5	7.422	27.717	38.974	52.839	2'06.952	214,3	15:56'52.857
6	7.436	27.686	38.960	52.671	2'06.753	213,4	15:58'59.610
7	7.414	<b>27.394</b>	38.982	<b>52.565</b>	2'06.355	214,7	16:01'05.965
8	7.398	27.435	<b>38.656</b>	52.692	<b>2'06.181</b>	214,7	16:03'12.146
9	7.396	27.539	38.826	52.806	2'06.567	<b>215,1</b>	16:05'18.713
10	7.392	27.654	38.942	53.157	2'07.145	214,7	16:07'25.858
11	<b>7.376</b>	27.750	38.995	53.267	2'07.388	<b>215,1</b>	16:09'33.246
12	7.423	27.796	39.104	53.190	2'07.513	214,3	16:11'40.759
13	7.410	27.698	39.045	54.435	2'08.588	214,7	16:13'49.347
14	7.412	28.461	39.167	54.068	2'09.108	<b>215,1</b>	16:15'58.455

12	7.435	27.788	39.483	<b>53.288</b>	2'07.994	213,4	16:12'14.514
13	7.457	<b>27.759</b>	39.542	53.659	2'08.417	212,6	16:14'22.931
14	7.479	28.696	39.406	53.724	2'09.305	213,4	16:16'32.236

### 7 A. GNOS (2'11.078)

Giro	Seg.1	Seg.2	Seg.3	Seg.4	T. Giro	km/h	Local Time	
1			51.698	1'03.150	1'30.032	3'51.897	149,6	15:48'36.116
2	7.573	32.077	41.822	59.818	2'21.290	208,5	15:50'57.406	
3	7.572	31.594	41.150	56.628	2'16.944	209,7	15:53'14.350	
4	<b>7.465</b>	30.206	40.385	56.131	2'14.187	<b>212,6</b>	15:55'28.537	
5	7.513	29.746	40.774	56.058	2'14.091	211,8	15:57'42.628	
6	7.562	29.514	40.941	55.280	2'13.297	210,1	15:59'55.925	
7	7.541	29.368	40.571	55.519	2'12.999	211,4	16:02'08.924	
8	7.517	29.267	<b>38.538</b>	55.756	<b>2'11.078</b>	211,4	16:04'20.002	
9	7.562	29.120	40.536	55.344	2'12.562	210,9	16:06'32.564	
10	7.478	29.186	40.500	55.663	2'12.827	212,2	16:08'45.391	
11	7.525	29.087	40.180	57.104	2'13.896	210,9	16:10'59.287	
12	7.560	29.194	40.219	<b>55.149</b>	2'12.122	212,2	16:13'11.409	
13	7.505	<b>29.032</b>	40.223	55.252	2'12.012	211,4	16:15'23.421	
14	7.560	29.164	40.176	55.712	2'12.612	210,1	16:17'36.033	

### 4 N. KRUTTEN (2'06.889)

Giro	Seg.1	Seg.2	Seg.3	Seg.4	T. Giro	km/h	Local Time
1		52.225	1'05.547	1'32.083	3'43.264	94,3	15:48'27.483
2	7.328	29.961	39.746	54.612	2'11.647	218,6	15:50'39.130
3	7.280	29.300	39.566	54.626	2'10.772	219,1	15:52'49.902
4	<b>7.270</b>	28.321	39.210	54.846	2'09.647	<b>219,5</b>	15:54'59.549
5	7.359	28.174	38.771	53.504	2'07.808	216,9	15:57'07.357
6	7.294	28.350	39.858	52.816	2'08.318	217,7	15:59'15.675
7	7.379	27.850	<b>38.521</b>	53.162	2'06.912	215,6	16:01'22.587
8	7.341	27.865	39.108	<b>52.695</b>	2'07.009	217,3	16:03'29.596
9	7.357	27.747	38.880	52.905	<b>2'06.889</b>	216,4	16:05'36.485
10	7.326	27.752	38.855	53.276	2'07.209	217,3	16:07'43.694
11	7.320	27.847	38.926	53.098	2'07.191	216,9	16:09'50.885
12	7.347	27.735	38.915	53.004	2'07.001	216,0	16:11'57.886
13	7.338	<b>27.725</b>	38.776	53.712	2'07.551	216,9	16:14'05.437
14	7.278	41.528	39.601	54.128	2'22.535	217,7	16:16'27.972

### 9 P. PETR (2'06.489)

Giro	Seg.1	Seg.2	Seg.3	Seg.4	T. Giro	km/h	Local Time
1			1'06.199	1'36.283	3'38.755		15:48'22.974
2	7.427	30.200	39.567	55.335	2'12.529	213,4	15:50'35.503
3	7.379	29.163	39.550	54.774	2'10.866	214,7	15:52'46.369
4	7.302	28.077	39.044	53.395	2'07.818	217,7	15:54'54.187
5	7.346	27.860	38.778	52.994	2'06.978	216,9	15:57'01.165
6	7.343	27.610	<b>38.605</b>	52.931	<b>2'06.489</b>	216,4	15:59'07.654
7	7.309	<b>27.594</b>	39.160	53.028	2'07.091	217,3	16:01'14.745
8	7.339	27.727	38.817	<b>52.880</b>	2'06.763	216,4	16:03'21.508
9	<b>7.291</b>	27.727	38.891	53.446	2'07.355	<b>218,6</b>	16:05'28.863
10	7.294	27.728	39.628	54.207	2'08.857	217,7	16:07'37.720
11	7.516	27.847	39.038	53.117	2'07.518	211,8	16:09'45.238
12	7.413	27.700	39.087	53.245	2'07.445	213,9	16:11'52.683
13	7.443	27.790	38.952	53.405	2'07.590	213,0	16:14'00.273
14	7.397	27.998	39.168	53.367	2'07.930	214,7	16:16'08.203

### 5 G. PETECOF (2'06.363)

Giro	Seg.1	Seg.2	Seg.3	Seg.4	T. Giro	km/h	Local Time
1		50.512	1'06.652	1'34.883	3'39.872	101,1	15:48'24.091
2	7.338	30.797	39.866	54.495	2'12.496	218,2	15:50'36.587
3	<b>7.334</b>	28.504	39.499	53.439	2'08.776	<b>219,5</b>	15:52'45.363
4	7.413	27.961	39.031	53.129	2'07.534	214,3	15:54'52.897
5	7.473	27.642	38.910	53.233	2'07.258	212,6	15:57'00.155
6	7.458	<b>27.383</b>	<b>38.760</b>	52.824	2'06.425	213,0	15:59'06.580
7	7.430	27.437	38.783	<b>52.713</b>	<b>2'06.363</b>	213,9	16:01'12.943
8	7.417	27.548	39.030	52.911	2'06.906	214,3	16:03'19.849
9	7.425	27.430	39.023	53.053	2'06.931	213,9	16:05'26.780
10	7.426	27.621	39.033	52.897	2'06.977	213,9	16:07'33.757
11	7.404	27.723	39.038	53.219	2'07.384	214,3	16:09'41.141
12	7.411	27.731	39.177	53.279	2'07.598	215,1	16:11'48.739
13	7.420	27.759	39.284	53.508	2'07.971	214,7	16:13'56.710
14	7.348	28.028	39.367	53.843	2'08.586	217,3	16:16'05.296

### 10 A. FAMULARO (2'08.549)

Giro	Seg.1	Seg.2	Seg.3	Seg.4	T. Giro	km/h	Local Time	
1			52.948	1'03.381	1'30.208	3'49.595	143,6	15:48'33.814
2	7.492	33.132	41.730	59.033	2'21.387	213,9	15:50'55.201	
3	7.461	30.368	40.640	56.781	2'15.250	213,0	15:53'10.451	
4	<b>7.373</b>	29.949	40.095	55.990	2'13.407	<b>215,6</b>	15:55'23.858	
5	7.526	29.678	39.903	55.244	2'12.351	210,1	15:57'36.209	
6	7.478	28.850	39.702	55.266	2'11.296	211,8	15:59'47.505	
7	7.467	28.949	39.797	54.693	2'10.906	212,2	16:01'58.411	
8	7.437	28.721	39.743	54.885	2'10.786	212,2	16:04'09.197	
9	7.460	28.262	39.478	54.351	2'09.551	213,0	16:06'18.748	
10	7.434	28.124	39.363	<b>53.968</b>	2'08.889	212,2	16:08'27.637	
11	7.442	28.050	39.292	55.440	2'10.224	212,6	16:10'37.861	
12	7.506	28.146	<b>38.070</b>	54.827	<b>2'08.549</b>	211,8	16:12'46.410	
13	7.436	<b>28.015</b>	39.231	55.112	2'09.794	213,4	16:14'56.204	
14	7.449	28.758	39.319	54.210	2'09.736	212,2	16:17'05.940	

### 6 I. COHEN (2'07.966)

Giro	Seg.1	Seg.2	Seg.3	Seg.4	T. Giro	km/h	Local Time
1		52.732	1'05.040	1'31.018	3'46.504	133,2	15:48'30.723
2	7.531	30.019	40.170	55.994	2'13.714	212,2	15:50'44.437
3	7.426	28.783	40.229	54.257	2'10.695	215,6	15:52'55.132
4	<b>7.373</b>	28.311	39.289	54.409	2'09.382	<b>216,4</b>	15:55'04.514
5	7.516	29.071	<b>39.130</b>	53.505	2'09.222	212,6	15:57'13.736
6	7.422	27.928	39.593	53.925	2'08.868	213,9	15:59'22.604
7	7.461	28.185	39.728	53.762	2'09.136	213,4	16:01'31.740
8	7.439	28.634	40.349	53.575	2'09.997	213,4	16:03'41.737
9	7.459	28.150	39.450	53.440	2'08.499	213,0	16:05'50.236
10	7.427	27.877	39.314	53.348	<b>2'07.966</b>	213,9	16:07'58.202
11	7.412	27.929	39.582	53.395	2'08.318	214,7	16:10'06.520

### 11 L. LORANDI (2'06.134)

Giro	Seg.1	Seg.2	Seg.3	Seg.4	T. Giro	km/h	Local Time	
1			49.905	1'07.023	1'33.805	3'40.463	88,6	15:48'24.682
2	<b>7.323</b>	30.408	39.398	54.424	2'11.553	<b>217,3</b>	15:50'36.235	
3	7.427	28.294	39.100	52.839	2'07.660	214,7	15:52'43.895	
4	7.332	27.679	39.031	52.830	2'06.872	216,4	15:54'50.767	
5	7.402	27.611	39.228	53.044	2'07.285	214,7	15:56'58.052	
6	7.416	27.491	39.051	52.633	2'06.591	213,4	15:59'04.643	
7	7.390	27.292	38.992	<b>52.460</b>	<b>2'06.134</b>	214,7	16:01'10.777	

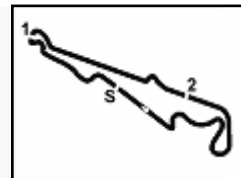
13/05/2018

P = Box In/Out - C = Tempo Invalidato

Powered by FICr PERUGIATIMING







# Aci Racing Week End 11-12-13 Maggio 2018

## Italian F.4 Championship Powered by Abarth - Analisi Tempi Race 3

Paul Ricard 5.821 m

Start at 15:44'44.219

2 / 5

	8	9	10	11	12	13	14		7	8	9	10	11	12	13	14
	7.356	27.271	39.038	52.825	2'06.490	216,0	16:03'17.267	7	7.391	27.555	39.210	53.446	2'07.602	214,7	16:01'17.535	
	7.363	<b>27.225</b>	<b>38.876</b>	52.749	2'06.213	216,0	16:05'23.480	8	7.380	<b>27.531</b>	39.017	<b>52.736</b>	<b>2'06.664</b>	215,1	16:03'24.199	
	7.359	27.427	39.126	53.097	2'07.009	216,0	16:07'30.489	9	7.378	27.742	39.087	52.930	2'07.137	215,6	16:05'31.336	
	7.387	28.564	39.357	53.304	2'08.612	215,1	16:09'39.101	10	7.367	27.557	39.241	53.136	2'07.301	216,0	16:07'38.637	
	7.401	27.518	39.226	53.184	2'07.329	214,7	16:11'46.430	11	7.301	27.793	39.010	53.230	2'07.334	<b>218,2</b>	16:09'45.971	
	7.435	27.727	39.280	53.284	2'07.726	214,3	16:13'54.156	12	7.323	27.637	38.971	53.528	2'07.459	217,7	16:11'53.430	
	7.379	28.032	39.285	53.329	2'08.025	215,1	16:16'02.181	13	7.353	27.814	39.283	53.294	2'07.744	216,4	16:14'01.174	
								14	7.307	27.831	39.250	54.619	2'09.007	217,7	16:16'10.181	

### 12 A. FAMULARO (2'08.333)

Giro	Seg.1	Seg.2	Seg.3	Seg.4	T. Giro	km/h	Local Time
1		53.962	1'04.625	1'29.716	3'47.468	132,5	15:48'31.687
2	7.297	30.397	39.883	56.933	2'14.510	219,1	15:50'46.197
3	7.313	29.919	40.336	55.182	2'12.750	<b>219,5</b>	15:52'58.947
4	7.323	29.031	39.313	53.966	2'09.633	216,4	15:55'08.580
5	7.379	28.769	39.158	53.737	2'09.043	216,4	15:57'17.623
6	7.350	28.178	39.216	<b>53.589</b>	<b>2'08.333</b>	215,1	15:59'25.956
7	7.336	<b>27.770</b>	<b>39.042</b>	54.870	2'09.018	216,4	16:01'34.974
8	7.289	29.802	39.206	54.067	2'10.364	219,1	16:03'45.338
9	7.365	28.942	40.722	53.660	2'10.689	216,4	16:05'56.207
10	<b>7.253</b>	28.082	39.361	54.748	2'09.444	<b>219,5</b>	16:08'05.471
11	7.665	28.765	39.833	1'07.335	2'23.598P	210,9	16:10'29.069

### 16 G. SAUCY (2'06.763)

Giro	Seg.1	Seg.2	Seg.3	Seg.4	T. Giro	km/h	Local Time
1		51.834	1'05.832	1'32.517	3'42.386	103,3	15:48'26.605
2	7.373	30.122	40.067	54.515	2'12.077	217,7	15:50'38.682
3	<b>7.281</b>	29.353	39.854	54.314	2'10.802	<b>219,5</b>	15:52'49.484
4	7.334	28.261	39.236	<b>52.868</b>	<b>2'07.699</b>	217,3	15:54'57.183
5	7.438	27.589	<b>38.819</b>	<b>52.917</b>	<b>2'06.763</b>	213,9	15:57'03.946
6	7.371	27.771	38.938	53.087	2'07.167	216,4	15:59'11.113
7	7.366	27.491	39.030	53.334	2'07.221	215,6	16:01'18.334
8	7.304	27.708	39.267	53.174	2'07.453	217,7	16:03'25.787
9	7.383	27.676	39.236	53.069	2'07.364	215,6	16:05'33.151
10	7.381	<b>27.486</b>	39.154	53.210	2'07.231	215,6	16:07'40.382
11	7.328	27.635	39.592	53.318	2'07.873	216,0	16:09'48.255
12	7.351	27.667	39.256	53.421	2'07.695	216,4	16:11'55.950
13	7.407	28.240	39.353	53.136	2'08.136	213,9	16:14'04.086
14	7.401	27.745	39.477	53.108	2'07.731	214,7	16:16'11.817

### 13 A. DI COMBERTI (2'07.695)

Giro	Seg.1	Seg.2	Seg.3	Seg.4	T. Giro	km/h	Local Time
1		52.618	1'05.073	1'30.684	3'46.596	129,5	15:48'30.815
2	7.385	29.549	40.424	56.593	2'13.951	214,7	15:50'44.766
3	7.338	29.530	40.261	55.059	2'12.188	<b>218,2</b>	15:52'56.954
4	7.372	28.445	39.294	53.413	2'08.524	215,6	15:55'05.478
5	7.327	29.002	39.804	53.809	2'09.942	216,9	15:57'15.420
6	7.384	28.050	39.967	53.537	2'08.938	213,9	15:59'24.358
7	7.358	27.883	39.492	53.614	2'08.347	216,9	16:01'32.705
8	7.357	28.121	40.702	53.979	2'10.159	216,4	16:03'42.864
9	7.514	28.257	39.257	<b>53.092</b>	2'08.120	211,8	16:05'50.984
10	7.396	<b>27.760</b>	<b>39.143</b>	53.396	<b>2'07.695</b>	215,1	16:07'58.679
11	7.353	27.919	39.288	54.116	2'08.676	216,9	16:10'07.355
12	7.458	31.306	40.032	54.478	2'13.274	212,2	16:12'20.629
13	7.325	28.857	39.410	53.121	2'08.713	217,7	16:14'29.342
14	<b>7.317</b>	27.978	39.744	53.145	2'08.184	<b>218,2</b>	16:16'37.526

### 17 N. AZMAN (2'08.031)

Giro	Seg.1	Seg.2	Seg.3	Seg.4	T. Giro	km/h	Local Time
1		53.025	1'05.284	1'31.442	3'44.911	109,4	15:48'29.130
2	7.454	29.804	40.607	56.078	2'13.943	213,9	15:50'43.073
3	<b>7.281</b>	29.858	40.287	54.104	2'11.530	<b>217,3</b>	15:52'54.603
4	7.454	28.349	39.314	54.264	2'09.381	213,0	15:55'03.984
5	7.499	28.247	39.276	53.644	2'08.666	212,6	15:57'12.650
6	7.411	28.097	<b>39.161</b>	53.497	2'08.166	214,7	15:59'20.816
7	7.412	27.996	39.377	53.595	2'08.380	213,9	16:01'29.196
8	7.410	27.933	39.328	53.444	2'08.115	214,3	16:03'37.311
9	7.419	27.972	39.241	<b>53.399</b>	<b>2'08.031</b>	214,7	16:05'45.342
10	7.383	28.007	39.305	53.608	2'08.303	215,6	16:07'53.645
11	7.372	<b>27.907</b>	39.253	53.556	2'08.088	215,1	16:10'01.733
12	7.374	27.924	39.237	53.496	<b>2'08.031</b>	216,0	16:12'09.764
13	7.383	27.972	39.457	53.721	2'08.533	216,0	16:14'18.297
14	7.432	28.128	39.795	54.251	2'09.606	214,7	16:16'27.903

### 14 I. MOROZOV (2'08.106)

Giro	Seg.1	Seg.2	Seg.3	Seg.4	T. Giro	km/h	Local Time
1		53.218	1'05.229	1'30.853	3'45.811	126,8	15:48'30.030
2	7.439	30.006	40.562	57.593	2'15.600	214,3	15:50'45.630
3	7.344	29.725	41.002	56.038	2'14.109	217,3	15:52'59.739
4	7.368	28.842	39.300	54.304	2'09.814	216,0	15:55'09.553
5	7.422	29.640	39.436	54.013	2'10.511	214,3	15:57'20.064
6	7.443	28.508	39.168	53.409	2'08.528	213,9	15:59'28.592
7	7.416	28.006	<b>39.150</b>	53.762	2'08.334	214,3	16:01'36.926
8	7.391	28.190	39.332	53.882	2'08.795	214,7	16:03'45.721
9	7.284	29.675	39.846	53.787	2'10.592	220,4	16:05'56.315
10	<b>7.234</b>	28.192	39.269	54.148	2'08.843	<b>220,9</b>	16:08'05.156
11	7.462	<b>27.898</b>	39.416	53.499	2'08.275	213,0	16:10'13.431
12	7.465	27.932	39.165	53.544	<b>2'08.106</b>	213,0	16:12'21.537
13	7.431	28.246	39.254	<b>53.324</b>	2'08.255	213,0	16:14'29.792
14	7.361	27.926	39.486	54.093	2'08.866	217,3	16:16'38.658

### 18 J. GONZALEZ (2'06.732)

Giro	Seg.1	Seg.2	Seg.3	Seg.4	T. Giro	km/h	Local Time
1		52.298	1'05.555	1'32.181	3'42.745	93,8	15:48'26.964
2	<b>7.296</b>	30.230	43.108	1'09.772	2'30.406P	<b>220,0</b>	15:50'57.370
3	43.373	29.723	39.267	54.337	2'46.700P	138,8	15:53'44.070
4	7.436	28.261	37.921	54.132	2'07.750	213,0	15:55'51.820
5	7.442	28.187	39.004	53.912	2'08.545	213,4	15:58'00.365
6	7.406	27.919	39.039	53.372	2'07.736	214,7	16:00'08.101
7	7.408	27.890	39.028	52.884	2'07.210	215,1	16:02'15.311
8	7.380	27.844	38.941	53.235	2'07.400	215,6	16:04'22.711
9	7.407	27.757	39.003	53.017	2'07.184	216,0	16:06'29.895
10	7.333	28.127	38.986	53.543	2'07.989	216,4	16:08'37.884
11	7.381	27.749	<b>37.213</b>	54.844	2'07.187	215,6	16:10'45.071
12	7.395	27.846	39.082	53.362	2'07.685	215,6	16:12'52.756
13	7.387	27.690	38.911	<b>52.875</b>	2'06.863	216,0	16:14'59.619
14	7.388	<b>27.495</b>	38.912	52.937	<b>2'06.732</b>	215,1	16:17'06.351

### 15 G. CARRARA (2'06.664)

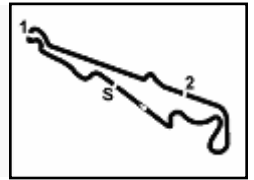
Giro	Seg.1	Seg.2	Seg.3	Seg.4	T. Giro	km/h	Local Time
1		50.614	1'06.679	1'35.227	3'39.475		15:48'23.694
2	7.328	30.175	39.555	56.030	2'13.088	<b>218,2</b>	15:50'36.782
3	7.466	29.416	39.311	54.093	2'10.286	215,6	15:52'47.068
4	7.326	28.526	39.005	53.521	2'08.378	217,3	15:54'55.446
5	7.375	28.067	38.885	53.145	2'07.472	215,6	15:57'02.918
6	7.396	27.829	<b>38.829</b>	52.961	2'07.015	214,7	15:59'09.933

### 19 O. RASMUSSEN (2'07.347)

Giro	Seg.1	Seg.2	Seg.3	Seg.4	T. Giro	km/h	Local Time
1		52.671	1'05.750	1'31.565	3'43.922	111,0	15:48'28.141
2	7.420	29.706	41.678	55.993	2'14.797	215,6	15:50'42.938

13/05/2018

P = Box In/Out - C = Tempo Invalidato



# Aci Racing Week End 11-12-13 Maggio 2018

## Italian F.4 Championship Powered by Abarth - Analisi Tempi Race 3

Paul Ricard 5.821 m

Start at 15:44'44.219

3 / 5

20 T. SOVERY (2'06.403)							
Giro	Seg.1	Seg.2	Seg.3	Seg.4	T. Giro	km/h	Local Time
1		49.774	1'06.842	1'34.411	3'40.239	88,6	15:48'24.458
2	<b>7.348</b>	29.938	39.530	54.066	2'10.882	<b>217,7</b>	15:50'35.340
3	7.472	28.287	39.183	53.013	2'07.955	213,9	15:52'43.295
4	7.432	27.535	<b>38.853</b>	52.718	2'06.538	213,4	15:54'49.833
5	7.463	27.387	38.917	52.988	2'06.755	213,9	15:56'56.588
6	7.467	27.437	38.882	52.711	2'06.497	212,6	15:59'03.085
7	7.450	27.407	38.976	<b>52.570</b>	<b>2'06.403</b>	212,6	16:01'09.488
8	7.418	27.422	38.968	52.696	2'06.504	213,9	16:03'15.992
9	7.398	<b>27.344</b>	39.085	52.843	2'06.670	215,1	16:05'22.662
10	7.366	27.486	39.063	53.675	2'07.590	215,6	16:07'30.252
11	7.391	28.174	39.276	52.916	2'07.757	215,6	16:09'38.009
12	7.449	27.430	39.029	52.834	2'06.742	213,4	16:11'44.751
13	7.458	27.513	39.156	52.926	2'07.053	213,0	16:13'51.804
14	7.395	27.549	38.944	53.213	2'07.101	214,7	16:15'58.905

21 C. WEERTS (2'06.802)							
Giro	Seg.1	Seg.2	Seg.3	Seg.4	T. Giro	km/h	Local Time
1		49.830	1'07.317	1'33.224	3'40.894	89,6	15:48'25.113
2	7.287	30.396	39.694	54.561	2'11.938	220,0	15:50'37.051
3	7.267	29.598	39.176	54.820	2'10.861	216,9	15:52'47.912
4	7.424	28.131	38.858	53.514	2'07.927	215,6	15:54'55.839
5	7.316	28.132	<b>38.682</b>	53.403	2'07.533	218,2	15:57'03.372
6	7.323	27.942	38.849	<b>52.943</b>	2'07.057	218,2	15:59'10.429
7	7.325	<b>27.597</b>	38.821	53.765	2'07.508	217,7	16:01'17.937
8	7.298	27.623	38.926	52.955	<b>2'06.802</b>	219,1	16:03'24.739
9	7.317	27.699	38.990	53.095	2'07.101	218,6	16:05'31.840
10	7.307	27.652	38.940	53.343	2'07.242	218,6	16:07'39.082
11	7.281	27.835	39.049	53.159	2'07.324	218,2	16:09'46.406
12	7.273	27.673	39.122	53.391	2'07.459	220,0	16:11'53.865
13	7.310	27.762	39.246	53.369	2'07.687	219,1	16:14'01.552
14	<b>7.254</b>	27.821	39.332	54.139	2'08.546	<b>220,9</b>	16:16'10.098

22 U. LAGANELLA (2'06.466)							
Giro	Seg.1	Seg.2	Seg.3	Seg.4	T. Giro	km/h	Local Time
1		53.483	1'05.300	1'31.002	3'45.163	129,7	15:48'29.382
2	7.297	30.097	40.079	54.269	2'11.742	<b>220,9</b>	15:50'41.124
3	7.396	28.304	39.198	54.160	2'09.058	216,0	15:52'50.182
4	<b>7.251</b>	28.278	39.460	54.973	2'09.962	220,4	15:55'00.144
5	7.368	28.016	<b>38.679</b>	53.612	2'07.675	216,4	15:57'07.819
6	7.303	28.969	39.827	53.710	2'09.809	219,1	15:59'17.628
7	7.297	27.908	38.974	53.194	2'07.373	219,5	16:01'25.001
8	7.272	27.775	38.848	53.009	2'06.904	220,0	16:03'31.905
9	7.390	27.907	39.083	53.045	2'07.425	216,0	16:05'39.330
10	7.374	27.690	38.886	53.024	2'06.974	216,9	16:07'46.304
11	7.344	<b>27.589</b>	38.864	52.835	2'06.632	216,9	16:09'52.936
12	7.362	27.626	38.740	53.025	2'06.753	216,9	16:11'59.689
13	7.377	27.694	38.766	<b>52.629</b>	<b>2'06.466</b>	216,9	16:14'06.155
14	7.304	29.115	39.436	53.065	2'08.920	218,6	16:16'15.075

23 R. LUCAS ALECCO (2'07.846)							
Giro	Seg.1	Seg.2	Seg.3	Seg.4	T. Giro	km/h	Local Time
1		52.856	1'03.816	1'29.640	3'48.361	161,2	15:48'32.580
2	<b>7.291</b>	30.153	39.616	55.758	2'12.818	<b>220,4</b>	15:50'45.398
3	7.389	29.557	39.625	54.371	2'10.942	216,0	15:52'56.340
4	7.323	28.555	<b>38.903</b>	53.845	2'08.626	217,7	15:55'04.966
5	7.319	29.247	41.404	53.711	2'11.681	217,7	15:57'16.647
6	7.398	28.113	39.311	53.377	2'08.199	215,1	15:59'24.846
7	7.325	28.184	39.098	54.660	2'09.267	217,3	16:01'34.113
8	7.424	28.103	39.412	54.910	2'09.849	214,3	16:03'43.962
9	7.478	28.643	39.187	53.771	2'09.079	212,6	16:05'53.041
10	7.375	<b>27.988</b>	39.199	53.306	2'07.868	215,1	16:08'00.909
11	7.346	28.106	39.167	<b>53.227</b>	<b>2'07.846</b>	216,4	16:10'08.755
12	7.359	28.245	39.217	53.349	2'08.170	216,4	16:12'16.925
13	7.417	28.103	39.365	53.712	2'08.597	213,9	16:14'25.522
14	7.391	28.481	39.940	54.137	2'09.949	215,1	16:16'35.471

24 A. DEL'ACCIO (2'11.031)							
Giro	Seg.1	Seg.2	Seg.3	Seg.4	T. Giro	km/h	Local Time
1		52.788	1'03.316	1'29.848	3'50.394	155,4	15:48'34.613
2	7.447	33.168	41.441	1'00.628	2'22.684	<b>215,1</b>	15:50'57.297
3	7.628	31.212	40.669	56.725	2'16.234	208,9	15:53'13.531
4	7.544	29.803	40.049	56.380	2'13.776	210,9	15:55'27.307
5	7.572	29.212	39.067	56.473	2'12.324	209,7	15:57'39.631
6	7.533	28.933	39.512	56.397	2'12.375	210,9	15:59'52.006
7	7.490	28.937	39.949	55.106	2'11.482	213,0	16:02'03.488
8	<b>7.444</b>	28.956	39.846	55.688	2'11.934	213,9	16:04'15.422
9	7.454	29.131	39.650	55.830	2'12.065	214,7	16:06'27.487
10	7.468	29.165	<b>39.025</b>	55.894	2'11.552	212,2	16:08'39.039
11	7.482	28.936	40.256	55.497	2'12.171	212,6	16:10'51.210
12	7.558	28.527	39.936	55.010	<b>2'11.031</b>	210,5	16:13'02.241
13	7.536	<b>28.523</b>	39.695	55.294	2'11.048	210,5	16:15'13.289
14	7.586	29.021	39.904	<b>54.967</b>	2'11.478	209,7	16:17'24.767

25 W. ALATALO (2'07.769)							
Giro	Seg.1	Seg.2	Seg.3	Seg.4	T. Giro	km/h	Local Time
1		52.798	1'05.588	1'31.410	3'44.259	107,5	15:48'28.478
2	<b>7.336</b>	29.975	41.174	55.767	2'14.252	<b>218,2</b>	15:50'42.730
3	7.486	29.476	39.127	53.984	2'10.073	213,4	15:52'52.803
4	7.415	28.461	39.131	53.572	2'08.579	214,3	15:55'01.382
5	7.466	28.415	39.177	54.083	2'09.141	213,0	15:57'10.523
6	7.429	28.046	39.137	53.547	2'08.159	214,7	15:59'18.682
7	7.419	27.965	39.223	53.277	2'07.884	214,3	16:01'26.566
8	7.420	28.015	39.213	53.569	2'08.217	214,3	16:03'34.783
9	7.432	27.962	39.006	53.369	<b>2'07.769</b>	213,9	16:05'42.552
10	7.409	<b>27.873</b>	<b>38.930</b>	53.878	2'08.090	214,7	16:07'50.642
11	7.361	28.968	39.310	<b>53.178</b>	2'08.817	213,9	16:09'59.459
12	7.421	27.885	39.136	53.486	2'07.928	213,9	16:12'07.387
13	7.434	28.084	39.030	53.580	2'08.128	213,9	16:14'15.515
14	7.400	27.987	39.003	53.632	2'08.022	214,3	16:16'23.537

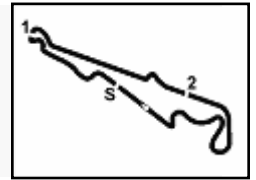
27 F. MALVESTITI (2'07.335)							
Giro	Seg.1	Seg.2	Seg.3	Seg.4	T. Giro	km/h	Local Time
1		51.900	1'05.766	1'32.842	3'41.981	101,5	15:48'26.200
2	<b>7.325</b>	30.031	40.211	54.650	2'12.217	<b>218,6</b>	15:50'38.417
3	7.388	29.221	40.045	53.992	2'10.646	215,1	15:52'49.063
4	7.387	28.225	39.796	54.457	2'09.865	216,0	15:54'58.928
5	7.425	28.135	<b>39.047</b>	53.628	2'08.235	214,3	15:57'07.163
6	7.463	29.360	39.884	53.257	2'09.964	213,4	15:59'17.127
7	7.382	<b>27.829</b>	39.196	<b>52.928</b>	<b>2'07.335</b>	215,6	16:01'24.462
8	7.363	27.922	39.482	53.779	2'08.546	215,6	16:03'33.008
9	7.351	27.975	39.337	53.421	2'08.084	217,3	16:05'41.092
10	7.355	28.327	39.519	54.234	2'09.435	216,4	16:07'50.527
11	7.387	28.898	39.841	54.003	2'10.129	215,6	16:10'00.656

13/05/2018

P = Box In/Out - C = Tempo Invalidato

Powered by FICr PERUGIATIMING





# Aci Racing Week End 11-12-13 Maggio 2018

## Italian F.4 Championship Powered by Abarth - Analisi Tempi Race 3

Paul Ricard 5.821 m

Start at 15:44'44.219

4 / 5

12	7.356	28.002	39.294	53.702	2'08.354	215,6	16:12'09.010	8	7.353	28.231	39.256	54.814	2'09.654	216,9	16:03'44.089
13	7.390	28.082	39.211	53.303	2'07.986	216,0	16:14'16.996	9	7.363	30.964	39.678	53.511	2'11.516	<b>217,7</b>	16:05'55.605
14	7.356	28.193	39.459	53.753	2'08.761	216,4	16:16'25.757	10	7.368	27.915	39.452	54.972	2'09.707	215,1	16:08'05.312

### 29 E. CIPRIANI (2'08.636)

Giro	Seg.1	Seg.2	Seg.3	Seg.4	T. Giro	km/h	Local Time
1		52.938	1'03.311	1'29.272	3'50.742	149,8	15:48'34.961
2	7.380	32.255	41.691	56.135	2'17.461	206,5	15:50'52.422
3	7.456	29.085	39.692	54.715	2'10.948	214,7	15:53'03.370
4	7.415	28.654	<b>38.489</b>	54.078	<b>2'08.636</b>	215,1	15:55'12.006
5	7.441	28.413	39.596	54.168	2'09.618	214,7	15:57'21.624
6	7.395	28.037	39.493	53.903	2'08.828	215,1	15:59'30.452
7	7.401	28.326	39.496	54.080	2'09.303	216,0	16:01'39.755
8	<b>7.371</b>	29.023	39.874	53.700	2'09.968	<b>216,4</b>	16:03'49.723
9	7.414	28.285	39.892	53.929	2'09.520	215,6	16:05'59.243
10	7.374	28.097	39.899	<b>53.641</b>	2'09.011	216,0	16:08'08.254
11	7.379	<b>28.016</b>	39.565	54.305	2'09.265	<b>216,4</b>	16:10'17.519
12	7.394	28.158	39.491	53.837	2'08.880	<b>216,4</b>	16:12'26.399
13	7.428	28.459	39.688	54.499	2'10.074	214,7	16:14'36.473
14	7.426	28.309	39.696	53.983	2'09.414	215,1	16:16'45.887

### 49 A. DELEDDA (2'10.904)

Giro	Seg.1	Seg.2	Seg.3	Seg.4	T. Giro	km/h	Local Time
1		53.445	1'03.104	1'29.614	3'52.451	147,3	15:48'36.670
2	7.652	31.822	41.956	59.545	2'20.975	208,9	15:50'57.645
3	7.492	31.883	41.416	57.035	2'17.826	212,6	15:53'15.471
4	7.590	30.095	40.624	56.593	2'14.902	209,3	15:55'30.373
5	7.643	29.586	40.540	56.710	2'14.479	208,1	15:57'44.852
6	7.658	29.437	40.404	55.381	2'12.880	207,7	15:59'57.732
7	7.589	28.799	40.312	55.382	2'12.082	209,7	16:02'09.814
8	7.545	28.814	40.437	56.253	2'13.049	210,9	16:04'22.863
9	<b>7.384</b>	29.303	40.057	55.683	2'12.427	<b>217,3</b>	16:06'35.290
10	7.564	28.962	40.088	54.718	2'11.332	209,7	16:08'46.622
11	7.572	28.796	<b>39.996</b>	55.716	2'12.080	210,1	16:10'58.702
12	7.633	28.740	40.162	54.536	2'11.071	208,5	16:13'09.773
13	7.601	28.781	40.041	<b>54.481</b>	<b>2'10.904</b>	208,5	16:15'20.677
14	7.621	<b>28.668</b>	40.003	55.308	2'11.600	208,5	16:17'32.277

### 31 M. MORETTI (2'07.670)

Giro	Seg.1	Seg.2	Seg.3	Seg.4	T. Giro	km/h	Local Time
1		53.482	1'04.015	1'29.810	3'48.047	163,9	15:48'32.266
2	7.392	30.897	39.964	56.828	2'15.081	216,0	15:50'47.347
3	7.406	29.301	39.970	56.032	2'12.709	216,0	15:53'00.056
4	7.325	28.982	39.433	53.958	2'09.698	216,4	15:55'09.754
5	<b>7.295</b>	29.077	39.219	53.598	2'09.189	<b>220,4</b>	15:57'18.943
6	7.373	28.117	<b>39.202</b>	53.301	2'07.993	215,6	15:59'26.936
7	7.342	27.903	39.226	53.442	2'07.913	216,4	16:01'34.849
8	7.401	28.948	39.246	53.887	2'09.482	213,9	16:03'44.331
9	7.298	29.627	40.307	53.518	2'10.750	218,2	16:05'55.081
10	7.364	<b>27.820</b>	39.401	53.251	2'07.836	215,6	16:08'02.917
11	7.363	27.959	39.280	53.068	<b>2'07.670</b>	215,1	16:10'10.587
12	7.391	28.484	39.634	54.287	2'09.796	214,7	16:12'20.383
13	7.476	28.506	39.246	53.383	2'08.611	213,0	16:14'28.994
14	7.388	27.962	39.773	<b>53.054</b>	2'08.177	214,7	16:16'37.171

### 52 L. TOTH (2'10.648)

Giro	Seg.1	Seg.2	Seg.3	Seg.4	T. Giro	km/h	Local Time
1		54.014	1'03.287	1'29.998	3'49.930	166,2	15:48'34.149
2	7.378	32.379	41.391	58.312	2'19.460	<b>218,2</b>	15:50'53.609
3	7.437	30.519	40.867	57.612	2'16.435	214,7	15:53'10.044
4	7.460	30.005	40.014	56.838	2'14.317	213,4	15:55'24.361
5	7.405	30.352	39.882	55.814	2'13.453	216,4	15:57'37.814
6	7.436	29.464	40.182	56.222	2'13.304	214,3	15:59'51.118
7	7.463	29.417	39.724	55.049	2'11.653	213,0	16:02'02.771
8	7.440	29.367	39.788	55.705	2'12.300	213,9	16:04'15.071
9	7.477	29.208	39.788	55.862	2'12.335	213,4	16:06'27.406
10	7.522	30.145	40.266	54.849	2'12.782	212,2	16:08'40.188
11	7.375	28.911	39.842	55.609	2'11.737	216,4	16:10'51.925
12	7.368	29.115	39.640	54.871	2'10.994	216,4	16:13'02.919
13	7.389	<b>28.828</b>	<b>39.452</b>	54.979	<b>2'10.648</b>	216,0	16:15'13.567
14	<b>7.351</b>	29.609	39.717	<b>54.729</b>	2'11.406	216,0	16:17'24.973

### 33 J. DOOHAN (2'06.633)

Giro	Seg.1	Seg.2	Seg.3	Seg.4	T. Giro	km/h	Local Time
1		51.283	1'06.385	1'32.947	3'41.514	88,0	15:48'25.733
2	7.370	29.851	39.697	54.208	2'11.126	217,3	15:50'36.859
3	7.425	28.446	39.282	53.926	2'09.079	214,7	15:52'45.938
4	7.314	27.928	39.216	53.230	2'07.688	217,7	15:54'53.626
5	7.350	27.822	38.756	53.009	2'06.937	217,3	15:57'00.563
6	<b>7.304</b>	27.715	<b>38.735</b>	<b>52.879</b>	<b>2'06.633</b>	<b>218,2</b>	15:59'07.196
7	7.310	<b>27.555</b>	38.905	52.929	2'06.699	217,7	16:01'13.895
8	7.332	27.679	39.120	53.081	2'07.212	216,9	16:03'21.107
9	7.351	27.584	39.273	53.174	2'07.382	216,4	16:05'28.489
10	7.381	27.764	39.621	55.613	2'10.379	215,6	16:07'38.868
11	7.572	28.315	39.291	53.443	2'08.621	212,2	16:09'47.489
12	7.337	27.690	39.402	53.910	2'08.339	216,4	16:11'55.828
13	7.473	28.789	39.533	53.697	2'09.492	213,4	16:14'05.320
14	7.422	30.240	39.731	53.627	2'11.020	213,9	16:16'16.340

### 64 O. CALDWELL (2'06.495)

Giro	Seg.1	Seg.2	Seg.3	Seg.4	T. Giro	km/h	Local Time
1			1'06.760	1'35.403	3'38.870		15:48'23.089
2	7.392	29.581	39.152	54.081	2'10.206	213,9	15:50'33.295
3	7.438	27.856	39.001	53.004	2'07.299	213,9	15:52'40.594
4	7.399	27.529	38.725	52.878	2'06.531	213,9	15:54'47.125
5	7.409	27.461	<b>38.686</b>	52.939	<b>2'06.495</b>	214,7	15:56'53.620
6	7.367	<b>27.383</b>	38.787	52.998	2'06.535	216,4	15:59'00.155
7	7.339	27.392	38.976	53.503	2'07.210	217,7	16:01'07.365
8	<b>7.282</b>	27.665	39.034	<b>52.766</b>	2'06.747	<b>220,0</b>	16:03'14.112
9	7.393	27.577	39.000	52.815	2'06.785	215,6	16:05'20.897
10	7.386	27.823	39.097	53.161	2'07.467	214,7	16:07'28.364
11	7.372	27.613	39.082	53.173	2'07.240	215,6	16:09'35.604
12	7.408	27.586	39.013	53.212	2'07.219	214,3	16:11'42.823
13	7.423	27.728	39.142	53.405	2'07.698	214,7	16:13'50.521
14	7.360	27.819	39.150	53.942	2'08.271	216,4	16:15'58.792

### 36 G. SAMPIERI (2'08.024)

Giro	Seg.1	Seg.2	Seg.3	Seg.4	T. Giro	km/h	Local Time
1		53.521	1'04.669	1'30.102	3'47.051	130,8	15:48'31.270
2	7.397	30.120	40.079	57.085	2'14.681	216,0	15:50'45.951
3	<b>7.331</b>	29.862	40.459	54.963	2'12.615	216,9	15:52'58.566
4	7.442	28.983	39.260	53.934	2'09.619	213,0	15:55'08.185
5	7.502	29.399	39.368	53.876	2'10.145	211,8	15:57'18.330
6	7.391	28.092	<b>39.042</b>	53.556	2'08.081	214,3	15:59'26.411
7	7.350	<b>27.913</b>	39.248	53.513	<b>2'08.024</b>	216,0	16:01'34.435

### 74 E. FITTIPALDI (2'06.269)

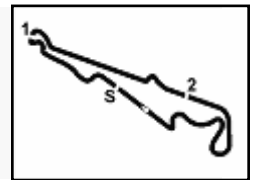
Giro	Seg.1	Seg.2	Seg.3	Seg.4	T. Giro	km/h	Local Time
1			1'05.387	1'37.880	3'37.769		15:48'21.988
2	7.518	29.862	39.591	55.105	2'12.076	211,8	15:50'34.064
3	7.387	28.166	38.943	53.090	2'07.586	216,0	15:52'41.650

13/05/2018

P = Box In/Out - C = Tempo Invalidato

Powered by FICr PERUGIATIMING





# Aci Racing Week End 11-12-13 Maggio 2018

## Italian F.4 Championship Powered by Abarth - Analisi Tempi Race 3

Paul Ricard 5.821 m

Start at 15:44'44.219

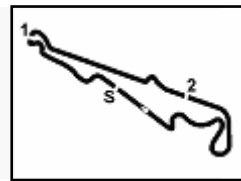
5 / 5

4	7.357	27.741	<b>38.591</b>	<b>52.679</b>	2'06.368	216,0	15:54'48.018
5	7.358	27.485	38.662	52.764	<b>2'06.269</b>	216,9	15:56'54.287
6	7.335	27.399	38.722	52.947	2'06.403	217,7	15:59'00.690
7	<b>7.327</b>	<b>27.327</b>	38.741	53.086	2'06.481	217,7	16:01'07.171
8	7.415	28.093	38.985	53.171	2'07.664	215,1	16:03'14.835
9	7.330	27.523	39.014	53.233	2'07.100	<b>218,2</b>	16:05'21.935
10	7.362	27.732	39.256	53.878	2'08.228	216,0	16:07'30.163
11	7.425	28.711	39.464	53.974	2'09.574	214,3	16:09'39.737
12	7.332	27.984	39.189	53.471	2'07.976	217,3	16:11'47.713
13	7.389	27.781	39.292	53.894	2'08.356	215,6	16:13'56.069
14	7.391	28.018	39.414	53.649	2'08.472	215,6	16:16'04.541

### 81 F. VENDITTI (2'11.636)

Giro	Seg.1	Seg.2	Seg.3	Seg.4	T. Giro	km/h	Local Time
1		52.864	1'03.953	1'28.527	3'53.493	155,6	15:48'37.712
2	7.518	33.521	42.825	1'00.466	2'24.330	<b>213,0</b>	15:51'02.042
3	7.520	32.286	40.484	59.560	2'19.850	211,8	15:53'21.892
4	7.498	31.997	42.659	58.132	2'20.286	210,9	15:55'42.178
5	7.549	31.555	41.239	57.751	2'18.094	210,1	15:58'00.272
6	7.550	31.022	40.877	56.918	2'16.367	210,1	16:00'16.639
7	7.529	30.744	40.422	57.498	2'16.193	210,9	16:02'32.832
8	7.499	30.597	40.415	57.291	2'15.802	211,4	16:04'48.634
9	7.548	30.393	40.683	56.976	2'15.600	210,5	16:07'04.234
10	7.535	30.202	40.462	56.307	2'14.506	210,5	16:09'18.740
11	<b>7.481</b>	29.751	39.903	55.749	2'12.884	211,4	16:11'31.624
12	7.509	30.055	39.859	56.234	2'13.657	211,4	16:13'45.281
13	7.516	<b>29.721</b>	39.812	56.002	2'13.051	210,9	16:15'58.332
14	7.542	30.033	<b>38.595</b>	<b>55.466</b>	<b>2'11.636</b>	210,5	16:18'09.968

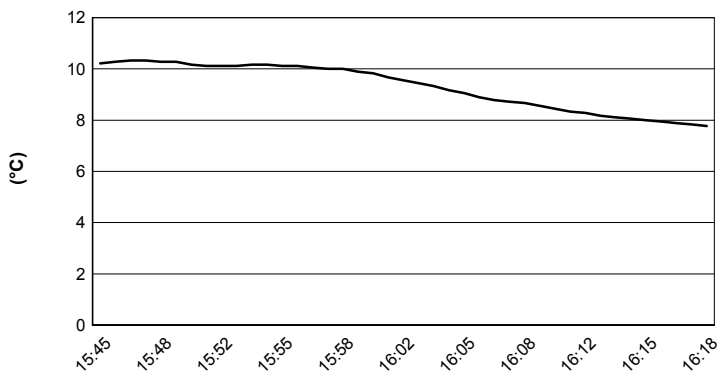




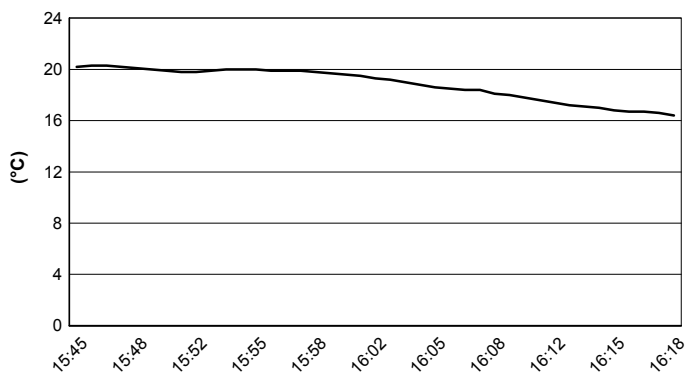
Paul Ricard 5.821 m

**Aci Racing Week End 11-12-13 Maggio 2018**  
**Italian F.4 Championship Powered by Abarth - Meteo Race 3**  
 Session started 15:45 - Session ended 16:19

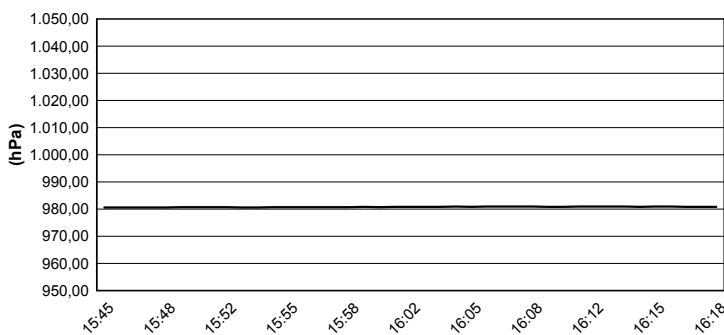
**Air Temperature**



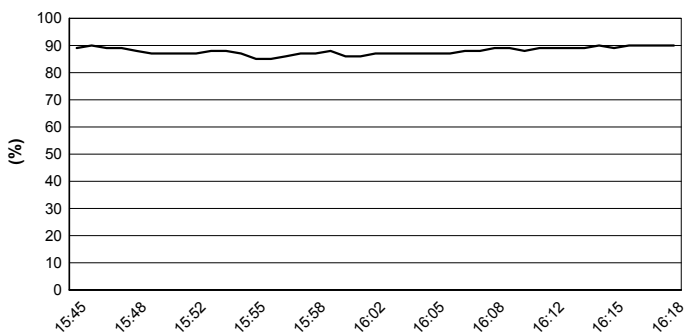
**Track Temperature**



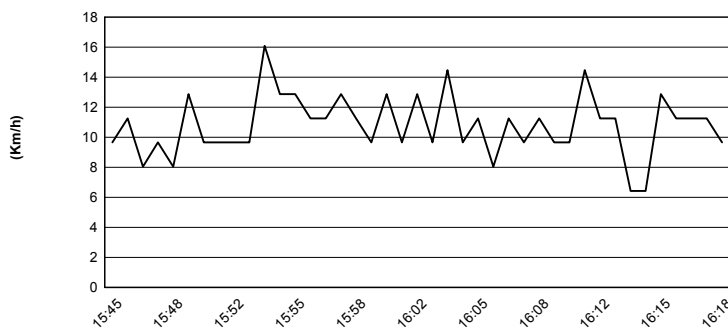
**Air Pressure**



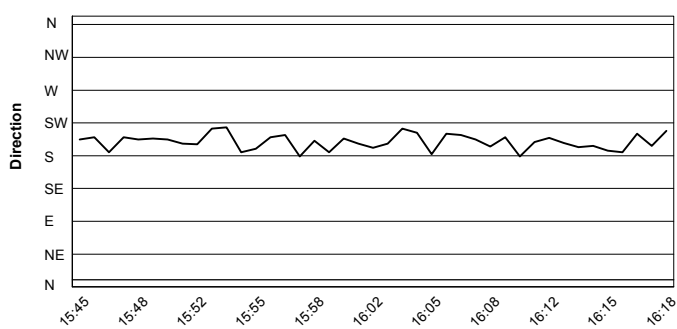
**Humidity**



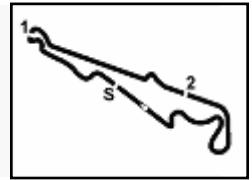
**Wind Speed**



**Wind Direction**



13/05/2018



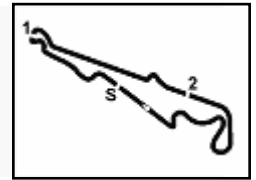
# Aci Racing Week End 11-12-13 Maggio 2018

## Italian F.4 Championship Powered by Abarth - Contagiri Race 3

Paul Ricard 5.821 m

Giro														
	1	2	3	4	5	6	7	8	9	10	11	12	13	14
1	74	2	2	2	2	2	2	2	2	2	2	2	2	2
2	2	64	64	64	64	64	74	64	64	64	64	64	64	64
3	9	74	74	74	74	74	64	74	74	74	20	20	20	20
4	64	20	20	20	20	20	20	20	20	20	11	11	11	11
5	15	9	11	11	11	11	11	11	11	11	74	74	74	74
6	5	11	5	5	5	5	5	5	5	5	5	5	5	5
7	20	5	33	33	33	33	33	33	33	9	9	9	9	9
8	11	15	9	9	9	9	9	9	9	15	15	15	15	21
9	21	33	15	15	15	15	15	15	15	33	21	21	21	15
10	33	21	21	21	21	21	21	21	21	33	33	16	16	16
11	27	27	16	16	16	16	16	16	16	16	16	16	33	22
12	16	16	16	27	27	4	4	4	4	4	4	4	4	33
13	18	4	4	4	4	27	27	22	22	22	22	22	22	25
14	4	22	22	22	22	22	27	27	27	25	25	25	25	27
15	19	25	25	25	25	25	25	25	25	25	27	27	27	17
16	25	19	17	17	17	17	17	17	17	17	17	17	17	4
17	17	17	6	6	6	6	6	6	6	6	6	6	6	19
18	22	6	19	19	19	19	19	13	13	13	13	19	19	6
19	14	13	23	23	13	13	13	19	19	19	23	23	23	23
20	6	23	13	13	23	23	23	23	23	23	23	31	31	31
21	13	14	36	36	12	12	36	36	31	31	31	13	13	13
22	36	36	12	12	36	36	31	31	36	14	14	14	14	14
23	12	12	14	14	31	31	12	12	12	36	36	36	36	36
24	31	31	31	31	14	14	14	14	14	12	29	29	29	29
25	23	29	29	29	29	29	29	29	29	29	12	10	10	10
26	10	52	52	10	10	10	10	10	10	10	10	18	18	18
27	52	10	10	52	52	52	52	52	52	18	18	24	24	24
28	24	24	24	24	24	24	24	24	24	24	24	52	52	52
29	29	18	7	7	7	7	7	7	18	52	52	49	49	49
30	7	7	49	49	49	49	49	18	7	7	49	7	7	7
31	49	49	81	81	81	18	18	49	49	49	7	81	81	81
32	81	81	18	18	18	81	81	81	81	81	81			

Final Result		
1	2 VESTI F.	Giri 14
2	64 CALDWELL O.	0.337
3	20 SOVERY T.	0.450
4	11 LORANDI L.	3.726
5	74 FITTIPALDI E.	6.086
6	5 PETECOF G.	6.841
7	9 PETR P.	9.748
8	21 WEERTS C.	11.643
9	15 CARRARA G.	11.726
10	16 SAUCY G.	13.362
11	22 LAGANELLA U.	16.620
12	33 DOOHAN J.	17.885
13	25 ALATALO W.	25.082
14	27 MALVESTITI F.	27.302
15	17 AZMAN N.	29.448
16	4 KRUTTEN N.	29.517
17	19 RASMUSSEN O.	32.785
18	6 COHEN I.	33.781
19	23 LUCAS ALECCO R.	37.016
20	31 MORETTI M.	38.716
21	13 DI COMBERTI A.	39.071
22	14 MOROZOV I.	40.203
23	36 SAMPIERI G.	40.325
24	29 CIPRIANI E.	47.432
25	10 FAMULARO A.	1'07.485
26	18 GONZALEZ J.	1'07.896
27	24 DEL'ACCIO A.	1'26.312
28	52 TOTH L.	1'26.518
29	49 DELEDDA A.	1'33.822
30	7 GNOS A.	1'37.578
31	81 VENDITTI F.	2'11.513
32	12 FAMULARO A.	3 Giri


**Acì Racing Week End 11-12-13 Maggio 2018**
**Italian F.4 Championship Powered by Abarth - Griglia di Partenza Race 3**

Paul Ricard 5.821 m

Durata: 28' + 1 Lap

81	<b>VENDITTI F.</b> Tatuus F.4 T014 Abarth	2'11.895	49	<b>DELEDDA A.</b> Tatuus F.4 T014 Abarth	2'10.054	16
7	<b>GNOS A.</b> Tatuus F.4 T014 Abarth	2'09.944	29	<b>CIPRIANI E.</b> Tatuus F.4 T014 Abarth	2'08.129	15
24	<b>DEL'ACCIO A.</b> Tatuus F.4 T014 Abarth	2'07.573	52	<b>TOTH L.</b> Tatuus F.4 T014 Abarth	2'07.570	14
10	<b>FAMULARO A.</b> Tatuus F.4 T014 Abarth	2'07.302	23	<b>LUCAS ALECCO R.</b> Tatuus F.4 T014 Abarth	2'07.279	13
31	<b>MORETTI M.</b> Tatuus F.4 T014 Abarth	2'06.836	12	<b>FAMULARO A.</b> Tatuus F.4 T014 Abarth	2'06.834	12
36	<b>SAMPIERI G.</b> Tatuus F.4 T014 Abarth	2'06.679	13	<b>DI COMBERTI A.</b> Tatuus F.4 T014 Abarth	2'06.590	11
6	<b>COHEN I.</b> Tatuus F.4 T014 Abarth	2'06.588	14	<b>MOROZOV I.</b> Tatuus F.4 T014 Abarth	2'06.521	10
22	<b>LAGANELLA U.</b> Tatuus F.4 T014 Abarth	2'06.479	17	<b>AZMAN N.</b> Tatuus F.4 T014 Abarth	2'06.365	9
25	<b>ALATALO W.</b> Tatuus F.4 T014 Abarth	2'06.269	19	<b>RASMUSSEN O.</b> Tatuus F.4 T014 Abarth	2'06.152	8
4	<b>KRUTTEN N.</b> Tatuus F.4 T014 Abarth	2'06.055	18	<b>GONZALEZ J.</b> Tatuus F.4 T014 Abarth	2'06.047	7
16	<b>SAUCY G.</b> Tatuus F.4 T014 Abarth	2'05.994	27	<b>MALVESTITI F.</b> Tatuus F.4 T014 Abarth	2'05.931	6
33	<b>DOOHAN J.</b> Tatuus F.4 T014 Abarth	2'05.852	21	<b>WEERTS C.</b> Tatuus F.4 T014 Abarth	2'05.776	5
11	<b>LORANDI L.</b> Tatuus F.4 T014 Abarth	2'05.718	20	<b>SOVERY T.</b> Tatuus F.4 T014 Abarth	2'05.642	4
5	<b>PETECOF G.</b> Tatuus F.4 T014 Abarth	2'05.572	15	<b>CARRARA G.</b> Tatuus F.4 T014 Abarth	2'05.522	3
64	<b>CALDWELL O.</b> Tatuus F.4 T014 Abarth	2'05.440	9	<b>PETR P.</b> Tatuus F.4 T014 Abarth	2'05.369	2
2	<b>VESTI F.</b> Tatuus F.4 T014 Abarth	2'05.312	74	<b>FITTIPALDI E.</b> Tatuus F.4 T014 Abarth	2'05.125	1