

**YAS MOTOR RACING CLUB - ROUND 4**

**FORMULA 4 UAE  
Final results RACE 3**




**21 - 24 February 2018  
Yas Marina - Abu Dhabi - 5555 mtr.**

Pos	Nbr	Name	Gap	Total time	Fastest	In	Avg. Speed
1	6	William ALATALO	-- 14 laps --	31:07.428	2:12.825	6	149.92
2	27	David SCHUMACHER	1.492	31:08.920	2:12.178	1	149.80
3	88	Charles WEERTS	3.050	31:10.478	2:12.939	6	149.67
4	5	Niklas KRUTTEN	10.866	31:18.294	2:13.280	8	149.05
5	95	Tom BECKHAUSER	21.474	31:28.902	2:14.197	11	148.21
6	22	Lucas PETERSSON	24.250	31:31.678	2:13.993	8	148.00
7	888	Amaury CORDEEL	24.688	31:32.116	2:14.130	13	147.96
8	8	Lucas ALECCO ROY	41.816	31:49.244	2:15.788	6	146.64

Fastest time : 2:12.178 in lap 1 by nbr. 27 : David SCHUMACHER ()

Results and lap times : [www.getraceresults.com](http://www.getraceresults.com)

Timekeeping by : Time Service BV - Holland

Steward  15.12	Steward 	Steward 	<b>Publication-time</b>  <b>RICHARD MILLE</b>
Page of			



**FORMULA 4 UAE**  
**Laps and Sector Times - RACE 3**

**21 - 24 February 2018**  
**Yas Marina - Abu Dhabi - 5555 mtr.**

<b>5 Niklas KRUTTEN</b>																			
lap	Sect-1	Speed	Sect-2	Speed	Sect-3	Speed	TopSpeed	laptime	pit	lap	Sect-1	Speed	Sect-2	Speed	Sect-3	Speed	Topspeed	laptime	pit
1			56.883		43.247		198.9	2:17.037		8	34.937		55.846		42.497		222.7	2:13.280	
2	35.591		56.495		42.817		223.6	2:14.903		9	34.978		56.015		42.555		222.7	2:13.548	
3	35.336		56.435		42.854		222.2	2:14.625		10	34.952		56.203		42.576		222.7	2:13.731	
4	35.341		56.345		43.402		221.3	2:15.088		11	34.889		56.004		42.638		221.3	2:13.531	
5	35.258		56.118		42.540		220.9	2:13.916		12	35.015		56.173		42.904		221.3	2:14.092	
6	34.874		56.004		42.480		222.2	2:13.358		13	34.880		56.014		42.749		221.8	2:13.643	
7	34.939		55.887		42.482		220.9	2:13.308		14	35.133		56.337		42.764		220.9	2:14.234	

<b>6 William ALATALO</b>																			
lap	Sect-1	Speed	Sect-2	Speed	Sect-3	Speed	TopSpeed	laptime	pit	lap	Sect-1	Speed	Sect-2	Speed	Sect-3	Speed	Topspeed	laptime	pit
1			56.355		42.572		224.1	2:13.023		8	34.962		55.755		42.438		225.0	2:13.155	
2	35.082		56.023		42.550		223.1	2:13.655		9	34.919		55.812		42.248		225.5	2:12.979	
3	35.087		56.132		42.533		223.1	2:13.752		10	34.935		56.168		42.275		225.9	2:13.378	
4	34.916		55.855		42.606		223.1	2:13.377		11	34.993		56.093		42.424		227.4	2:13.510	
5	34.915		55.809		42.461		224.5	2:13.185		12	35.346		55.956		42.627		222.2	2:13.929	
6	34.779		55.753		42.293		225.9	2:12.825		13	35.147		55.887		42.758		223.1	2:13.792	
7	34.851		55.800		42.299		225.5	2:12.950		14	35.001		56.004		42.913		221.8	2:13.918	

<b>8 Lucas ALECCO ROY</b>																			
lap	Sect-1	Speed	Sect-2	Speed	Sect-3	Speed	TopSpeed	laptime	pit	lap	Sect-1	Speed	Sect-2	Speed	Sect-3	Speed	Topspeed	laptime	pit
1			57.656		43.905		220.0	2:16.919		8	35.676		56.998		43.420		223.6	2:16.094	
2	36.354		59.001		43.215		222.7	2:18.570		9	35.396		58.473		43.209		221.3	2:17.078	
3	35.539		57.036		43.375		220.9	2:15.950		10	35.529		57.182		43.112		222.2	2:15.823	
4	35.672		57.183		43.478		221.8	2:16.333		11	35.547		57.312		43.400		221.3	2:16.259	
5	35.557		57.215		43.142		221.8	2:15.914		12	35.794		57.398		43.569		221.3	2:16.761	
6	35.281		57.340		43.167		222.2	2:15.788		13	35.640		57.030		43.271		222.7	2:15.941	
7	35.574		57.082		43.153		221.8	2:15.809		14	35.321		57.259		43.425		220.4	2:16.005	

<b>22 Lucas PETERSSON</b>																			
lap	Sect-1	Speed	Sect-2	Speed	Sect-3	Speed	TopSpeed	laptime	pit	lap	Sect-1	Speed	Sect-2	Speed	Sect-3	Speed	Topspeed	laptime	pit
1			57.812		43.044		221.8	2:17.931		8	35.021		56.495		42.477		226.4	2:13.993	
2	35.461		57.399		42.640		222.7	2:15.500		9	35.005		56.723		42.781		223.1	2:14.509	
3	35.215		56.369		42.811		224.1	2:14.395		10	35.354		56.408		42.675		225.0	2:14.437	
4	35.151		1:00.947		42.897		223.6	2:18.995		11	35.178		56.803		42.585		223.1	2:14.566	
5	35.066		56.505		42.709		224.1	2:14.280		12	34.999		56.476		42.869		222.7	2:14.344	
6	34.851		56.134		43.454		225.5	2:14.439		13	35.038		56.930		42.805		224.1	2:14.773	
7	34.965		56.864		42.603		225.0	2:14.432		14	35.109		57.079		42.896		223.1	2:15.084	

<b>27 David SCHUMACHER</b>																			
lap	Sect-1	Speed	Sect-2	Speed	Sect-3	Speed	TopSpeed	laptime	pit	lap	Sect-1	Speed	Sect-2	Speed	Sect-3	Speed	Topspeed	laptime	pit
1			56.222		42.697		222.7	2:12.178		8	34.878		55.666		42.570		224.1	2:13.114	
2	34.875		55.930		42.677		222.7	2:13.482		9	34.820		55.911		42.487		224.1	2:13.218	
3	34.966		55.720		42.774		222.2	2:13.460		10	34.934		55.877		42.695		223.6	2:13.506	
4	34.952		55.761		42.540		223.1	2:13.253		11	35.086		56.146		42.586		223.6	2:13.818	
5	34.821		55.767		42.621		222.7	2:13.209		12	35.996		56.244		42.472		225.9	2:14.712	
6	34.745		55.905		42.515		224.1	2:13.165		13	35.058		56.029		43.495		224.1	2:14.582	
7	34.794		55.841		42.420		223.6	2:13.055		14	35.140		56.296		42.732		223.1	2:14.168	

<b>88 Charles WEERTS</b>																			
lap	Sect-1	Speed	Sect-2	Speed	Sect-3	Speed	TopSpeed	laptime	pit	lap	Sect-1	Speed	Sect-2	Speed	Sect-3	Speed	Topspeed	laptime	pit
1			56.695		42.826		221.3	2:16.101		8	34.787		55.771		42.495		221.8	2:13.053	
2	35.004		56.224		42.788		221.8	2:14.016		9	34.941		55.751		42.543		223.1	2:13.235	
3	35.111		56.019		42.897		220.9	2:14.027		10	34.864		55.881		42.462		222.7	2:13.207	
4	35.062		55.803		42.624		221.8	2:13.489		11	34.995		55.908		42.508		221.8	2:13.411	
5	34.847		55.874		42.515		221.8	2:13.236		12	34.981		56.240		42.538		221.8	2:13.759	
6	34.815		55.713		42.411		222.7	2:12.939		13	35.003		55.991		42.507		221.8	2:13.501	
7	35.050		55.714		42.452		221.8	2:13.216		14	34.974		55.947		42.367		221.8	2:13.288	

<b>95 Tom BECKHAUSER</b>																			
lap	Sect-1	Speed	Sect-2	Speed	Sect-3	Speed	TopSpeed	laptime	pit	lap	Sect-1	Speed	Sect-2	Speed	Sect-3	Speed	Topspeed	laptime	pit
1			58.166		43.081		227.8	2:18.318		8	35.702		56.880		43.395		224.1	2:15.977	
2	35.514		57.376		42.486		227.4	2:15.376		9	35.704		56.317		42.537		224.1	2:14.558	


**FORMULA 4 UAE**
**Laps and Sector Times - RACE 3**
**21 - 24 February 2018**
**Yas Marina - Abu Dhabi - 5555 mtr.**

<b>3</b>	35.267	56.647	42.750	225.9	2:14.664	<b>10</b>	35.174	56.424	42.634	223.6	2:14.232
<b>4</b>	35.103	56.656	42.701	223.1	2:14.460	<b>11</b>	35.271	56.370	42.556	223.1	2:14.197
<b>5</b>	35.128	56.551	42.638	226.4	2:14.317	<b>12</b>	35.191	56.197	42.812	222.7	2:14.200
<b>6</b>	35.083	56.654	42.780	225.9	2:14.517	<b>13</b>	<u>35.022</u>	<u>56.166</u>	43.463	222.7	2:14.651
<b>7</b>	35.603	56.193	42.794	227.4	2:14.590	<b>14</b>	35.110	56.473	43.262	221.3	2:14.845

<b>888 Amaury CORDEEL</b>																			
lap	Sect-1	Speed	Sect-2	Speed	Sect-3	Speed	TopSpeed	laptime	pit	lap	Sect-1	Speed	Sect-2	Speed	Sect-3	Speed	Topspeed	laptime	pit
<b>1</b>			56.687	42.967	42.967	221.8	2:14.211	<b>8</b>	35.593		35.593		56.726		43.747		221.8	2:16.066	
<b>2</b>	35.154		58.987		43.264		221.3	2:17.405	<b>9</b>	36.057		57.156		43.222		225.0	2:16.435		
<b>3</b>	35.194		56.568		42.892		220.9	2:14.654	<b>10</b>	35.749		56.743		<u>42.639</u>		224.1	2:15.131		
<b>4</b>	35.278		56.355		43.996		219.1	2:15.629	<b>11</b>	35.144		56.480		42.666		225.5	2:14.290		
<b>5</b>	35.493		56.645		42.662		222.2	2:14.800	<b>12</b>	35.048		56.925		42.887		223.1	2:14.860		
<b>6</b>	<u>34.990</u>		56.837		42.957		219.1	2:14.784	<b>13</b>	35.124		56.367		42.639		225.5	<u>2:14.130</u>		
<b>7</b>	35.208		56.323		43.104		221.3	2:14.635	<b>14</b>	35.128		57.017		42.941		222.7	2:15.086		