

ACI Racing Weekend Mugello 01-04 Ottobre 2020

Italian F4 Championship Powered by Abarth - Results Race 1

Aut. Int. Mugello Auto 5.245 m

Laps 14 = 73,430 km - Avg 131,455 km/h - Race Time 33'30.934

No.	Driver	Nat	Entrant	Team	Car	Class	Laps	Time	Gap	Rel.	Fastest Lap
1	77 ROSSO Andrea	ITA	Cram Motorsport	Cram Motorsport	Tatuus F4 T-014 Abarth	R	14	33'30.934		13	2'10.391
2	85 BORTOLETO OLIVEIRA Gabriel	BRA	Prema Powerteam	Prema Powerteam	Tatuus F4 T-014 Abarth	R	14	33'32.582	1.648	1.648	9 2'10.197
3	14 UGRAN Filip	ROU	Jenzer Motorsport	Jenzer Motorsport	Tatuus F4 T-014 Abarth		14	33'43.913	12.979	11.331	12 2'12.052
4	46 MINI Gabriele	ITA	Prema Powerteam	Prema Powerteam	Tatuus F4 T-014 Abarth	R	14	33'48.328	17.394	4.415	8 2'12.041
5	72 FORNAROLI Leonardo	ITA	Iron Lynx	Iron Lynx	Tatuus F4 T-014 Abarth	R	14	33'48.714	17.780	0.386	9 2'11.742
6P	7 BEGANOVIC Dino	SWE	Prema Powerteam	Prema Powerteam	Tatuus F4 T-014 Abarth	R	14	33'59.085	28.151	10.371	12 2'11.580
7	3 SMAL Kyryll	RUS	Prema Powerteam	Prema Powerteam	Tatuus F4 T-014 Abarth	R	14	34'08.549	37.615	9.464	11 2'13.332
8	19 OGAARD Sebastian	DEN	Bhaitech	Bhaitech	Tatuus F4 T-014 Abarth	R	14	34'09.520	38.586	0.971	14 2'13.018
9	51 PIZZI Francesco	ITA	Van Amersfoort Racing	Van Amersfoort Racing	Tatuus F4 T-014 Abarth	R	14	34'11.111	40.177	1.591	11 2'13.667
10	68 RAMOS REYNOSO Santiago	MEX	Jenzer Motorsport	Jenzer Motorsport	Tatuus F4 T-014 Abarth	R	14	34'11.139	40.205	0.028	12 2'12.257
11	31 BARNARD Taylor	GBR	AKM Motorsport	AKM Motorsport	Tatuus F4 T-014 Abarth	R	14	34'11.160	40.226	0.021	11 2'12.637
12	84 SIMONAZZI Francesco	ITA	BVM Racing	BVM Technorace	Tatuus F4 T-014 Abarth	R	14	34'16.491	45.557	5.331	13 2'11.620
13	27 FREYMUTH Sebastian	DEU	AS Motorsport	AS Motorsport	Tatuus F4 T-014 Abarth		14	34'16.601	45.667	0.110	11 2'13.276
14	28 BRASCHI Francesco	ITA	Jenzer Motorsport	Jenzer Motorsport	Tatuus F4 T-014 Abarth	R	14	34'31.499	1'00.565	14.898	13 2'12.211
15	13 FERATI Jasjn	CHE	Jenzer Motorsport	Jenzer Motorsport	Tatuus F4 T-014 Abarth	R	14	34'32.572	1'01.638	1.073	11 2'13.882
16	9 PATRESE Lorenzo	ITA	AKM Motorsport	AKM Motorsport	Tatuus F4 T-014 Abarth	R	14	34'43.023	1'12.089	10.451	12 2'14.182
17	48 SALMENAUTIO Jesse	FIN	Bhaitech	Bhaitech	Tatuus F4 T-014 Abarth		14	34'45.807	1'14.873	2.784	12 2'13.808
18	66 CHOVANEC Zdenek	CZE	Bhaitech	Bhaitech	Tatuus F4 T-014 Abarth	R	14	34'50.131	1'19.197	4.324	10 2'13.761
19	11 PATTERSON Dexter Macham	GBR	Bhaitech	Bhaitech	Tatuus F4 T-014 Abarth	R	14	34'53.619	1'22.685	3.488	14 2'15.462
20	15 WISNICKI Piotr	POL	Jenzer Motorsport	Jenzer Motorsport	Tatuus F4 T-014 Abarth	R	14	34'54.978	1'24.044	1.359	13 2'12.899
21	76 CATINO Vittorio	ITA	Cram Motorsport	Cram Motorsport	Tatuus F4 T-014 Abarth	R	14	34'58.741	1'27.807	3.763	14 2'14.952
22	86 VALINT Bence	HUN	Van Amersfoort Racing	Van Amersfoort Racing	Tatuus F4 T-014 Abarth	R	14	35'03.551	1'32.617	4.810	13 2'15.616
23	88 AL QUBAIS Hamda	UAE	Abu Dhabi Racing	Abu Dhabi Racing	Tatuus F4 T-014 Abarth	R	14	35'06.529	1'35.595	2.978	12 2'16.705
24	52 CRAWFORD Jak	USA	Van Amersfoort Racing	Van Amersfoort Racing	Tatuus F4 T-014 Abarth		14	35'24.102	1'53.168	17.573	14 2'11.339
25	21 GNOS Axel	CHE	G4 Racing	G4 Racing	Tatuus F4 T-014 Abarth		14	35'36.772	2'05.838	12.670	10 2'12.872
----- Not Classified -----											
RET	8 CENYU Han	CHN	Van Amersfoort Racing	Van Amersfoort Racing	Tatuus F4 T-014 Abarth	R	7	19'02.463	7 Laps		7 2'18.630
RET	35 DELLI GUANTI Pietro	ITA	BVM Racing	BVM Technorace	Tatuus F4 T-014 Abarth	R	5	14'03.491	9 Laps		5 2'16.024
RET	6 MONTOYA Sebastian	COL	Prema Powerteam	Prema Powerteam	Tatuus F4 T-014 Abarth	R	4	11'45.001	10 Laps		4 2'15.787
RET	17 EDGAR Jonny	GBR	Van Amersfoort Racing	Van Amersfoort Racing	Tatuus F4 T-014 Abarth		2	7'10.148	12 Laps		2 3'26.518

Starting: 29 Classified: 25 Not Classified: 0 Retired: 4 Not Started: 0

Fastest Lap N. 9 No. 85 Gabriel Bortoleto Oliveira Time 2'10.197 Avg. 145,026 Km/h

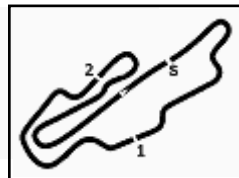
Pilota n. 7 (Beganovic D.) penalizzato di 10 sec per decisione dei CCSS

Humidity:	64%	AIR	19°C
Condition:	WET	Temp:	16°C

Race Director : Alessandro Ferrari

Clerk of the Course : Antonio Canu

03/10/2020 Start 15:25 End 16:00



ACI Racing Weekend Mugello 01-04 Ottobre 2020

Italian F4 Championship Powered by Abarth - Results by Class Race 1

Aut. Int. Mugello Auto 5.245 m

Rookie

Laps 14 = 73,430 km - Avg 131,455 km/h - Race Time 33'30.934

No.	Driver	Nat	Entrant	Team	Car	Laps	Time	Gap	Rel.	Fastest Lap
1	77 ROSSO Andrea	ITA	Cram Motorsport	Cram Motorsport	Tatuus F4 T-014 Abarth	14	33'30.934		13	2'10.391
2	85 BORTOLETO OLIVEIRA Gabriel	BRA	Prema Powerteam	Prema Powerteam	Tatuus F4 T-014 Abarth	14	33'32.582	1.648	1.648	9 2'10.197
3	46 MINI Gabriele	ITA	Prema Powerteam	Prema Powerteam	Tatuus F4 T-014 Abarth	14	33'48.328	17.394	15.746	8 2'12.041
4	72 FORNAROLI Leonardo	ITA	Iron Lynx	Iron Lynx	Tatuus F4 T-014 Abarth	14	33'48.714	17.780	0.386	9 2'11.742
5P	7 BEGANOVIC Dino	SWE	Prema Powerteam	Prema Powerteam	Tatuus F4 T-014 Abarth	14	33'59.085	28.151	10.371	12 2'11.580
6	3 SMAL Kyrill	RUS	Prema Powerteam	Prema Powerteam	Tatuus F4 T-014 Abarth	14	34'08.549	37.615	9.464	11 2'13.332
7	19 OGAARD Sebastian	DEN	Bhaitech	Bhaitech	Tatuus F4 T-014 Abarth	14	34'09.520	38.586	0.971	14 2'13.018
8	51 PIZZI Francesco	ITA	Van Amersfoort Racing	Van Amersfoort Racing	Tatuus F4 T-014 Abarth	14	34'11.111	40.177	1.591	11 2'13.667
9	68 RAMOS REYNOSO Santiago	MEX	Jenzer Motorsport	Jenzer Motorsport	Tatuus F4 T-014 Abarth	14	34'11.139	40.205	0.028	12 2'12.257
10	31 BARNARD Taylor	GBR	AKM Motorsport	AKM Motorsport	Tatuus F4 T-014 Abarth	14	34'11.160	40.226	0.021	11 2'12.637
11	84 SIMONAZZI Francesco	ITA	BVM Racing	BVM Technorace	Tatuus F4 T-014 Abarth	14	34'16.491	45.557	5.331	13 2'11.620
12	28 BRASCHI Francesco	ITA	Jenzer Motorsport	Jenzer Motorsport	Tatuus F4 T-014 Abarth	14	34'31.499	1'00.565	15.008	13 2'12.211
13	13 FERATI Jasin	CHE	Jenzer Motorsport	Jenzer Motorsport	Tatuus F4 T-014 Abarth	14	34'32.572	1'01.638	1.073	11 2'13.882
14	9 PATRESE Lorenzo	ITA	AKM Motorsport	AKM Motorsport	Tatuus F4 T-014 Abarth	14	34'43.023	1'12.089	10.451	12 2'14.182
15	66 CHOVANEC Zdenek	CZE	Bhaitech	Bhaitech	Tatuus F4 T-014 Abarth	14	34'50.131	1'19.197	7.108	10 2'13.761
16	11 PATTERSON Dexter Macham	GBR	Bhaitech	Bhaitech	Tatuus F4 T-014 Abarth	14	34'53.619	1'22.685	3.488	14 2'15.462
17	15 WISNICKI Piotr	POL	Jenzer Motorsport	Jenzer Motorsport	Tatuus F4 T-014 Abarth	14	34'54.978	1'24.044	1.359	13 2'12.899
18	76 CATINO Vittorio	ITA	Cram Motorsport	Cram Motorsport	Tatuus F4 T-014 Abarth	14	34'58.741	1'27.807	3.763	14 2'14.952
19	86 VALINT Bence	HUN	Van Amersfoort Racing	Van Amersfoort Racing	Tatuus F4 T-014 Abarth	14	35'03.551	1'32.617	4.810	13 2'15.616
20	88 AL QUBAIS Hamda	UAE	Abu Dhabi Racing	Abu Dhabi Racing	Tatuus F4 T-014 Abarth	14	35'06.529	1'35.595	2.978	12 2'16.705
----- Not Classified -----										
RET	8 CENYU Han	CHN	Van Amersfoort Racing	Van Amersfoort Racing	Tatuus F4 T-014 Abarth	7	19'02.463	7 Laps		7 2'18.630
RET	35 DELLI GUANTI Pietro	ITA	BVM Racing	BVM Technorace	Tatuus F4 T-014 Abarth	5	14'03.491	9 Laps		5 2'16.024
RET	6 MONTOYA Sebastian	COL	Prema Powerteam	Prema Powerteam	Tatuus F4 T-014 Abarth	4	11'45.001	10 Laps		4 2'15.787

Starting: 23 Classified: 20 Not Classified: 0 Retired: 3 Not Started: 0

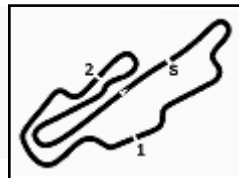
Fastest Lap N. 9 No. 85 Gabriel Bortoleto Oliveira Time 2'10.197 Avg. 145,026 Km/h

Humidity:	64%	AIR	19°C
Condition:	WET	Temp:	16°C

Race Director : Alessandro Ferrari

Clerk of the Course : Antonio Canu

03/10/2020 Start 15:25 End 16:00



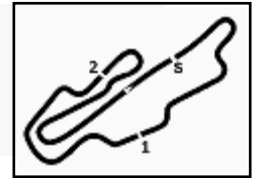
ACI Racing Weekend Mugello 01-04 Ottobre 2020

Italian F4 Championship Powered by Abarth - Lap Chart Race 1

Aut. Int. Mugello Auto 5.245 m

	Lap													
	1	2	3	4	5	6	7	8	9	10	11	12	13	14
1	77	77	77	77	77	77	77	77	77	77	77	77	77	77
2	46	46	14	14	14	14	14	14	85	85	85	85	85	85
3	14	14	46	46	46	46	85	85	14	14	14	14	14	14
4	21	21	72	72	72	85	46	46	46	46	46	46	46	46
5	68	68	21	85	85	72	72	72	72	72	72	72	72	72
6	72	72	52	21	7	7	7	7	7	7	7	7	7	7
7	17	17	85	7	51	51	51	51	51	51	51	3	3	3
8	7	7	7	6	31	3	3	3	3	3	3	51	19	19
9	52	52	6	51	35	19	19	19	19	19	19	19	51	51
10	31	31	31	31	3	31	31	31	31	31	31	31	31	68
11	85	85	51	35	19	27	27	27	27	27	27	68	68	31
12	6	6	35	3	27	68	68	68	68	68	68	27	27	84
13	84	84	19	19	13	13	13	13	13	84	84	84	84	27
14	51	51	3	27	68	84	84	84	84	13	13	13	13	28
15	19	19	27	13	88	9	9	9	28	28	28	28	28	13
16	35	35	13	68	84	88	28	28	9	9	9	9	9	9
17	3	3	88	88	9	28	88	66	66	66	66	66	48	48
18	27	27	9	84	11	11	11	11	11	48	48	48	66	66
19	88	88	68	9	8	8	48	88	48	11	11	11	11	11
20	11	11	11	11	28	48	66	48	88	88	88	15	15	15
21	66	66	84	8	48	66	8	86	86	86	15	88	76	76
22	13	13	8	28	86	86	86	15	15	15	76	76	88	86
23	9	9	86	86	15	15	15	76	76	76	86	86	86	88
24	8	8	76	48	66	76	76	52	52	52	52	52	52	52
25	76	76	48	15	76	52	52	21	21	21	21	21	21	21
26	86	86	15	76	52	21	21							
27	28	28	28	66	21									
28	48	48	66	52										
29	15	15												

Final Result		
1	77	ROSSO A. Laps 14
2	85	BORTOLETO OLIVEIRA G. 1.648
3	14	UGRAN F. 12.979
4	46	MINI G. 17.394
5	72	FORNAROLI L. 17.780
6	7	BEGANOVIC D. 18.151
7	3	SMAL K. 37.615
8	19	OGAARD S. 38.586
9	51	PIZZI F. 40.177
10	68	RAMOS REYNOSO S. 40.205
11	31	BARNARD T. 40.226
12	84	SIMONAZZI F. 45.557
13	27	FREYMUTH S. 45.667
14	28	BRASCHI F. 1'00.565
15	13	FERATI J. 1'01.638
16	9	PATRESE L. 1'12.089
17	48	SALMENAUTIO J. 1'14.873
18	66	CHOVANEK Z. 1'19.197
19	11	PATTERSON D. 1'22.685
20	15	WISNICKI P. 1'24.044
21	76	CATINO V. 1'27.807
22	86	VALINT B. 1'32.617
23	88	AL QUBAISI H. 1'35.595
24	52	CRAWFORD J. 1'53.168
25	21	GNOS A. 2'05.838
RET	8	CENYU H. 7 Laps
RET	35	DELLI GUANTI P. 9 Laps
RET	6	MONTOYA S. 10 Laps
RET	17	EDGAR J. 12 Laps



ACI Racing Weekend Mugello 01-04 Ottobre 2020

Italian F4 Championship Powered by Abarth - Sector and Speeds Race 1

Aut. Int. Mugello Auto 5.245 m

RESULTS

1	77	ROSSO Andrea	Tatuus F4 T-014 Abarth	Laps 14
2	85	BORTOLETO OLIVEIRA Gabr	Tatuus F4 T-014 Abarth	1.648
3	14	UGRAN Filip	Tatuus F4 T-014 Abarth	12.979
4	46	MINI Gabriele	Tatuus F4 T-014 Abarth	17.394
5	72	FORNAROLI Leonardo	Tatuus F4 T-014 Abarth	17.780
6	7	BEGANOVIC Dino	Tatuus F4 T-014 Abarth	18.151
7	3	SMAL Kyrill	Tatuus F4 T-014 Abarth	37.615
8	19	OGAARD Sebastian	Tatuus F4 T-014 Abarth	38.586
9	51	PIZZI Francesco	Tatuus F4 T-014 Abarth	40.177
10	68	RAMOS REYNOSO Santiago	Tatuus F4 T-014 Abarth	40.205
11	31	BARNARD Taylor	Tatuus F4 T-014 Abarth	40.226
12	84	SIMONAZZI Francesco	Tatuus F4 T-014 Abarth	45.557
13	27	FREYMUTH Sebastian	Tatuus F4 T-014 Abarth	45.667
14	28	BRASCHI Francesco	Tatuus F4 T-014 Abarth	1'00.565
15	13	FERATI Jasin	Tatuus F4 T-014 Abarth	1'01.638
16	9	PATRESE Lorenzo	Tatuus F4 T-014 Abarth	1'12.089
17	48	SALMENAUTIO Jesse	Tatuus F4 T-014 Abarth	1'14.873
18	66	CHOVANEC Zdenek	Tatuus F4 T-014 Abarth	1'19.197
19	11	PATTERSON Dexter Macham	Tatuus F4 T-014 Abarth	1'22.685
20	15	WISNICKI Piotr	Tatuus F4 T-014 Abarth	1'24.044
21	76	CATINO Vittorio	Tatuus F4 T-014 Abarth	1'27.807
22	86	VALINT Bence	Tatuus F4 T-014 Abarth	1'32.617
23	88	AL QUBAIS I Hamda	Tatuus F4 T-014 Abarth	1'35.595
24	52	CRAWFORD Jak	Tatuus F4 T-014 Abarth	1'53.168
25	21	GNOS Axel	Tatuus F4 T-014 Abarth	2'05.838
RET	8	CENYU Han	Tatuus F4 T-014 Abarth	7 Laps
RET	35	DELLI GUANTI Pietro	Tatuus F4 T-014 Abarth	9 Laps
RET	6	MONTOYA Sebastian	Tatuus F4 T-014 Abarth	10 Laps
RET	17	EDGAR Jonny	Tatuus F4 T-014 Abarth	12 Laps

SPEED

1	85	BORTOLETO OLIVEIRA Gabr	Tatuus F4 T-014 Abarth	225,5
2	31	BARNARD Taylor	Tatuus F4 T-014 Abarth	225,0
3	51	PIZZI Francesco	Tatuus F4 T-014 Abarth	224,1
4	66	CHOVANEC Zdenek	Tatuus F4 T-014 Abarth	223,6
5	76	CATINO Vittorio	Tatuus F4 T-014 Abarth	223,6
6	52	CRAWFORD Jak	Tatuus F4 T-014 Abarth	222,7
7	3	SMAL Kyrill	Tatuus F4 T-014 Abarth	222,2
8	7	BEGANOVIC Dino	Tatuus F4 T-014 Abarth	221,8
9	11	PATTERSON Dexter Macham	Tatuus F4 T-014 Abarth	221,8
10	48	SALMENAUTIO Jesse	Tatuus F4 T-014 Abarth	221,8
11	46	MINI Gabriele	Tatuus F4 T-014 Abarth	221,8
12	19	OGAARD Sebastian	Tatuus F4 T-014 Abarth	221,8
13	84	SIMONAZZI Francesco	Tatuus F4 T-014 Abarth	221,3
14	68	RAMOS REYNOSO Santiago	Tatuus F4 T-014 Abarth	220,9
15	14	UGRAN Filip	Tatuus F4 T-014 Abarth	220,4
16	27	FREYMUTH Sebastian	Tatuus F4 T-014 Abarth	220,0
17	35	DELLI GUANTI Pietro	Tatuus F4 T-014 Abarth	220,0
18	9	PATRESE Lorenzo	Tatuus F4 T-014 Abarth	219,5
19	15	WISNICKI Piotr	Tatuus F4 T-014 Abarth	219,5
20	6	MONTOYA Sebastian	Tatuus F4 T-014 Abarth	219,1
21	28	BRASCHI Francesco	Tatuus F4 T-014 Abarth	219,1
22	17	EDGAR Jonny	Tatuus F4 T-014 Abarth	218,6
23	13	FERATI Jasin	Tatuus F4 T-014 Abarth	218,6
24	86	VALINT Bence	Tatuus F4 T-014 Abarth	218,6
25	77	ROSSO Andrea	Tatuus F4 T-014 Abarth	218,6
26	72	FORNAROLI Leonardo	Tatuus F4 T-014 Abarth	218,2
27	21	GNOS Axel	Tatuus F4 T-014 Abarth	218,2
28	88	AL QUBAIS I Hamda	Tatuus F4 T-014 Abarth	217,7
29	8	CENYU Han	Tatuus F4 T-014 Abarth	217,3

SEG. 1

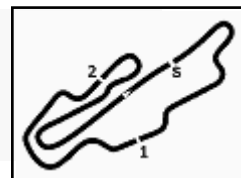
1	85	BORTOLETO OLIVEIR	45.000
2	77	ROSSO Andrea	45.251
3	52	CRAWFORD Jak	45.482
4	84	SIMONAZZI Francesco	45.527
5	28	BRASCHI Francesco	45.530
6	72	FORNAROLI Leonardo	45.538
7	7	BEGANOVIC Dino	45.568
8	46	MINI Gabriele	45.569
9	14	UGRAN Filip	45.652
10	21	GNOS Axel	45.860
11	68	RAMOS REYNOSO Sa	45.887
12	3	SMAL Kyrill	45.890
13	48	SALMENAUTIO Jesse	45.970
14	31	BARNARD Taylor	46.015
15	66	CHOVANEC Zdenek	46.039
16	27	FREYMUTH Sebastian	46.064
17	19	OGAARD Sebastian	46.130
18	51	PIZZI Francesco	46.149
19	11	PATTERSON Dexter Mac	46.255
20	15	WISNICKI Piotr	46.271
21	13	FERATI Jasin	46.429
22	9	PATRESE Lorenzo	46.504
23	76	CATINO Vittorio	46.508
24	86	VALINT Bence	46.681
25	88	AL QUBAIS I Hamda	46.927
26	35	DELLI GUANTI Pietro	46.977
27	6	MONTOYA Sebastian	47.384
28	17	EDGAR Jonny	47.393
29	8	CENYU Han	47.571

SEG. 2

1	85	BORTOLETO OLIVEIR	40.988
2	77	ROSSO Andrea	41.011
3	28	BRASCHI Francesco	41.393
4	52	CRAWFORD Jak	41.408
5	7	BEGANOVIC Dino	41.442
6	72	FORNAROLI Leonardo	41.513
7	46	MINI Gabriele	41.569
8	68	RAMOS REYNOSO Sa	41.776
9	84	SIMONAZZI Francesco	41.799
10	31	BARNARD Taylor	41.858
11	21	GNOS Axel	41.859
12	14	UGRAN Filip	41.862
13	3	SMAL Kyrill	42.007
14	19	OGAARD Sebastian	42.015
15	51	PIZZI Francesco	42.086
16	48	SALMENAUTIO Jesse	42.128
17	27	FREYMUTH Sebastian	42.224
18	66	CHOVANEC Zdenek	42.291
19	15	WISNICKI Piotr	42.306
20	13	FERATI Jasin	42.385
21	9	PATRESE Lorenzo	42.725
22	86	VALINT Bence	42.809
23	6	MONTOYA Sebastian	43.051
24	76	CATINO Vittorio	43.131
25	35	DELLI GUANTI Pietro	43.200
26	88	AL QUBAIS I Hamda	43.608
27	11	PATTERSON Dexter Mac	43.627
28	8	CENYU Han	43.815
29	17	EDGAR Jonny	44.243

SEG. 3

1	84	SIMONAZZI Francesco	43.880
2	85	BORTOLETO OLIVEIR	44.023
3	77	ROSSO Andrea	44.102
4	72	FORNAROLI Leonardo	44.298
5	19	OGAARD Sebastian	44.309
6	7	BEGANOVIC Dino	44.319
7	14	UGRAN Filip	44.320
8	15	WISNICKI Piotr	44.322
9	46	MINI Gabriele	44.344
10	31	BARNARD Taylor	44.393
11	68	RAMOS REYNOSO Sa	44.402
12	52	CRAWFORD Jak	44.449
13	28	BRASCHI Francesco	44.474
14	21	GNOS Axel	44.493
15	27	FREYMUTH Sebastian	44.663
16	9	PATRESE Lorenzo	44.671
17	66	CHOVANEC Zdenek	44.727
18	13	FERATI Jasin	44.801
19	76	CATINO Vittorio	44.807
20	48	SALMENAUTIO Jesse	44.931
21	3	SMAL Kyrill	45.082
22	11	PATTERSON Dexter Mac	45.168
23	88	AL QUBAIS I Hamda	45.255
24	51	PIZZI Francesco	45.278
25	6	MONTOYA Sebastian	45.322
26	86	VALINT Bence	45.508
27	35	DELLI GUANTI Pietro	45.519
28	8	CENYU Han	46.440
29	17	EDGAR Jonny	1'08.720



ACI Racing Weekend Mugello 01-04 Ottobre 2020

Italian F4 Championship Powered by Abarth - Analysis Race 1

Aut. Int. Mugello Auto 5.245 m

Start at 15:24'59.744

1 / 4

3 K. SMAL (2'13.332)						
Lap	Seg.1	Seg.2	Seg.3	Lap Time	km/h	Local Time
1		1'07.101	1'14.476	3'51.172		15:28'50.916
2	1'08.686	1'07.045	1'06.373	3'22.104	123,3	15:32'13.020
3	48.806	44.199	46.090	2'19.095	222,2	15:34'32.115
4	47.171	42.828	45.680	2'15.679	218,6	15:36'47.794
5	46.720	43.431	45.937	2'16.088	218,6	15:39'03.882
6	46.441	42.360	45.177	2'13.978	217,3	15:41'17.860
7	46.490	42.527	45.185	2'14.202	218,6	15:43'32.062
8	46.443	42.140	45.641	2'14.224	218,2	15:45'46.286
9	46.288	42.256	45.413	2'13.957	218,6	15:48'00.243
10	46.358	42.240	45.458	2'14.056	219,1	15:50'14.299
11	45.898	42.114	45.320	2'13.332	217,7	15:52'27.631
12	45.890	42.330	45.245	2'13.465	218,6	15:54'41.096
13	46.723	42.021	45.082	2'13.826	214,3	15:56'54.922
14	46.100	42.007	45.264	2'13.371	216,0	15:59'08.293
				Race Time	34'08.549	

6 S. MONTOYA (2'15.787)						
Lap	Seg.1	Seg.2	Seg.3	Lap Time	km/h	Local Time
1		1'06.441	1'14.087	3'46.741		15:28'46.485
2	1'09.307	1'07.859	1'07.478	3'24.644	137,9	15:32'11.129
3	47.805	43.727	46.297	2'17.829	216,4	15:34'28.958
4	47.414	43.051	45.322	2'15.787	216,4	15:36'44.745
				Race Time	11'45.001	

7 D. BEGANOVIC (2'11.580)						
Lap	Seg.1	Seg.2	Seg.3	Lap Time	km/h	Local Time
1		1'06.225	1'15.109	3'44.166		15:28'43.910
2	1'09.293	1'08.509	1'08.612	3'26.414	142,3	15:32'10.324
3	47.679	43.913	46.547	2'18.139	219,5	15:34'28.463
4	47.192	42.970	45.746	2'15.908	217,7	15:36'44.371
5	46.926	42.198	44.696	2'13.820	218,6	15:38'58.191
6	46.023	42.172	44.500	2'12.695	218,6	15:41'10.886
7	46.027	41.737	44.403	2'12.167	219,5	15:43'23.053
8	46.191	42.235	44.336	2'12.762	221,8	15:45'35.815
9	45.688	41.644	44.478	2'11.810	220,0	15:47'47.625
10	45.635	41.651	44.319	2'11.605	220,0	15:49'59.230
11	45.818	41.442	45.394	2'12.654	218,2	15:52'11.884
12	45.568	41.516	44.496	2'11.580	219,1	15:54'23.464
13	46.191	41.804	44.706	2'12.701	219,5	15:56'36.165
14	46.237	41.687	44.740	2'12.664	220,0	15:58'48.829
				Race Time	33'49.085	

8 H. CENYU (2'18.630)						
Lap	Seg.1	Seg.2	Seg.3	Lap Time	km/h	Local Time
1		1'07.959	1'14.699	3'58.352		15:28'58.096
2	1'07.148	1'06.545	1'05.395	3'19.088	159,3	15:32'17.184
3	50.428	47.623	47.554	2'25.605	208,5	15:34'42.789
4	47.712	45.616	47.419	2'20.747	216,4	15:37'03.536
5	47.898	45.468	46.791	2'20.157	216,9	15:39'23.693
6	48.105	44.786	46.993	2'19.884	216,0	15:41'43.577
7	48.124	44.066	46.440	2'18.630	216,4	15:44'02.207
				Race Time	19'02.463	

9 L. PATRESE (2'14.182)						
Lap	Seg.1	Seg.2	Seg.3	Lap Time	km/h	Local Time
1		1'08.102	1'14.696	3'57.350		15:28'57.094
2	1'07.285	1'06.722	1'05.397	3'19.404	153,4	15:32'16.498
3	50.416	45.651	46.911	2'22.978	216,0	15:34'39.476
4	48.830	45.885	46.900	2'21.615	215,6	15:37'01.091
5	48.341	45.718	46.485	2'20.544	214,3	15:39'21.635
6	48.064	44.385	45.629	2'18.078	219,5	15:41'39.713
7	46.662	44.696	45.260	2'16.618	215,6	15:43'56.331

8	46.866	43.677	45.285	2'15.828	215,6	15:46'12.159
9	47.963	43.538	44.671	2'16.172	216,0	15:48'28.331
10	46.504	43.087	45.443	2'15.034	219,1	15:50'43.365
11	46.629	43.539	44.813	2'14.981	218,6	15:52'58.346
12	46.512	42.725	44.945	2'14.182	218,2	15:55'12.528
13	47.039	43.608	44.873	2'15.520	218,2	15:57'28.048
14	46.833	42.923	44.963	2'14.719	217,7	15:59'42.767
				Race Time	34'43.023	

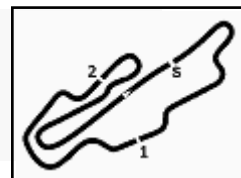
11 D. PATTERSON (2'15.462)						
Lap	Seg.1	Seg.2	Seg.3	Lap Time	km/h	Local Time
1		1'07.023	1'14.524	3'53.959		15:28'53.703
2	1'08.682	1'06.328	1'06.805	3'21.815	120,1	15:32'15.518
3	51.701	46.977	46.800	2'25.478	215,6	15:34'40.996
4	48.805	45.787	46.811	2'21.403	216,0	15:37'02.399
5	47.894	45.469	46.461	2'19.824	220,0	15:39'22.223
6	48.198	44.761	46.259	2'19.218	218,6	15:41'41.441
7	48.606	44.572	45.896	2'19.074	216,9	15:44'00.515
8	46.700	44.305	45.671	2'16.676	221,8	15:46'17.191
9	46.831	43.772	45.802	2'16.405	220,0	15:48'33.596
10	46.255	44.780	45.826	2'16.861	219,5	15:50'50.457
11	46.589	43.627	45.301	2'15.517	219,1	15:53'05.974
12	46.732	43.746	45.480	2'15.958	220,0	15:55'21.932
13	46.746	44.055	45.168	2'15.969	220,0	15:57'37.901
14	46.461	43.641	45.360	2'15.462	218,6	15:59'53.363
				Race Time	34'53.619	

13 J. FERATI (2'13.882)						
Lap	Seg.1	Seg.2	Seg.3	Lap Time	km/h	Local Time
1		1'07.881	1'14.966	3'56.528		15:28'56.272
2	1'07.293	1'06.433	1'06.048	3'19.774	148,6	15:32'16.046
3	49.107	45.827	46.053	2'20.987	218,6	15:34'37.033
4	47.346	43.778	46.175	2'17.299	216,0	15:36'54.332
5	46.889	43.908	45.363	2'16.160	216,9	15:39'10.492
6	47.154	44.127	45.473	2'16.754	216,4	15:41'27.246
7	47.059	43.164	45.743	2'15.966	216,0	15:43'43.212
8	46.701	42.640	45.637	2'14.978	216,0	15:45'58.190
9	46.467	42.598	45.183	2'14.248	216,9	15:48'12.438
10	48.453	43.338	45.236	2'17.027	217,7	15:50'29.465
11	46.696	42.385	44.801	2'13.882	217,3	15:52'43.347
12	46.635	42.712	45.190	2'14.537	217,7	15:54'57.884
13	46.556	42.460	45.746	2'14.762	218,2	15:57'12.646
14	46.429	47.809	45.432	2'19.670	217,3	15:59'32.316
				Race Time	34'32.572	

14 F. UGRAN (2'12.052)						
Lap	Seg.1	Seg.2	Seg.3	Lap Time	km/h	Local Time
1		1'06.394	1'14.416	3'40.130		15:28'39.874
2	1'10.258	1'08.430	1'09.469	3'28.157	123,0	15:32'08.031
3	47.053	42.700	44.826	2'14.579	217,7	15:34'22.610
4	46.628	42.941	45.465	2'15.034	219,1	15:36'37.644
5	46.145	42.260	44.682	2'13.087	219,1	15:38'50.731
6	45.863	42.272	44.320	2'12.455	219,5	15:41'03.186
7	46.780	41.975	44.609	2'13.364	220,4	15:43'16.550
8	45.722	42.109	45.077	2'12.908	219,5	15:45'29.458
9	46.366	42.161	44.665	2'13.192	220,0	15:47'42.650
10	45.805	41.979	44.510	2'12.294	218,6	15:49'54.944
11	45.655	42.120	44.520	2'12.295	219,1	15:52'07.239
12	45.817	41.862	44.373	2'12.052	218,6	15:54'19.291
13	45.652	42.009	44.543	2'12.204	218,6	15:56'31.495
14	45.747	41.980	44.435	2'12.162	217,7	15:58'43.657
				Race Time	33'43.913	

03/10/2020

P = Pits In/Out - C = Lap Time Cancelled



ACI Racing Weekend Mugello 01-04 Ottobre 2020

Italian F4 Championship Powered by Abarth - Analysis Race 1

Aut. Int. Mugello Auto 5.245 m

Start at 15:24'59.744

2 / 4

15 P. WISNICKI (2'12.899)						
Lap	Seg.1	Seg.2	Seg.3	Lap Time	km/h	Local Time
1		1'04.681	1'13.633	4'02.384		15:29'02.128
2	1'07.444	1'05.723	1'04.558	3'17.725	135,8	15:32'19.853
3	51.643	46.162	47.928	2'25.733	208,1	15:34'45.586
4	49.490	45.347	48.511	2'23.348	215,1	15:37'08.934
5	48.321	45.141	45.713	2'19.175	216,4	15:39'28.109
6	48.853	44.517	45.731	2'19.101	217,3	15:41'47.210
7	47.557	44.172	45.928	2'17.657	218,2	15:44'04.867
8	47.278	43.883	45.757	2'16.918	218,2	15:46'21.785
9	47.723	43.108	45.471	2'16.302	217,3	15:48'38.087
10	47.040	43.378	46.321	2'16.739	219,5	15:50'54.826
11	47.528	44.063	45.127	2'16.718	216,4	15:53'11.544
12	46.848	43.064	44.593	2'14.505	218,6	15:55'26.049
13	46.271	42.306	44.322	2'12.899	217,7	15:57'38.948
14	47.933	42.822	45.019	2'15.774	219,5	15:59'54.722
Race Time 34'54.978						

17 J. EDGAR (3'26.518)						
Lap	Seg.1	Seg.2	Seg.3	Lap Time	km/h	Local Time
1		1'06.105	1'15.154	3'43.630		15:28'43.374
2	1'09.236	1'08.562	1'08.720	3'26.518	138,6	15:32'09.892
Race Time 7'10.148						

19 S. OGAARD (2'13.018)						
Lap	Seg.1	Seg.2	Seg.3	Lap Time	km/h	Local Time
1		1'06.501	1'14.130	3'48.880		15:28'48.624
2	1'09.192	1'07.600	1'06.910	3'23.702	120,8	15:32'12.326
3	49.220	44.055	46.452	2'19.727	218,6	15:34'32.053
4	47.839	43.229	45.792	2'16.860	217,7	15:36'48.913
5	46.651	43.284	45.423	2'15.358	218,2	15:39'04.271
6	47.970	42.879	44.753	2'15.602	219,5	15:41'19.873
7	46.560	42.971	44.535	2'14.066	218,2	15:43'33.939
8	46.315	42.366	44.962	2'13.643	218,2	15:45'47.582
9	46.320	42.256	44.598	2'13.174	218,6	15:48'00.756
10	46.530	42.355	44.987	2'13.872	220,4	15:50'14.628
11	46.463	42.015	44.784	2'13.262	221,8	15:52'27.890
12	46.923	42.726	45.113	2'14.762	221,3	15:54'42.652
13	46.952	42.333	44.309	2'13.594	220,9	15:56'56.246
14	46.130	42.178	44.710	2'13.018	219,5	15:59'09.264
Race Time 34'09.520						

21 A. GNOS (2'12.872)						
Lap	Seg.1	Seg.2	Seg.3	Lap Time	km/h	Local Time
1		1'06.682	1'14.928	3'41.576		15:28'41.320
2	1'09.361	1'08.499	1'09.517	3'27.377	128,7	15:32'08.697
3	47.563	44.737	45.461	2'17.761	215,1	15:34'26.458
4	48.208	43.580	45.988	2'17.776	216,0	15:36'44.234
5	47.883	56.216	1'51.200	3'35.299P	214,3	15:40'19.533
6	50.796	43.374	45.305	2'19.475P	151,3	15:42'39.008
7	47.090	42.656	45.242	2'14.988	214,7	15:44'53.996
8	46.744	42.562	45.782	2'15.088	213,4	15:47'09.084
9	46.939	42.996	45.495	2'15.430	214,3	15:49'24.514
10	46.016	42.063	44.793	2'12.872	218,2	15:51'37.386
11	45.860	43.196	44.856	2'13.912	217,7	15:53'51.298
12	46.287	46.138	44.717	2'17.142	217,3	15:56'08.440
13	46.956	43.191	44.493	2'14.640	216,0	15:58'23.080
14	46.491	41.859	45.086	2'13.436	215,1	16:00'36.516
Race Time 35'36.772						

27 S. FREYMUTH (2'13.276)						
Lap	Seg.1	Seg.2	Seg.3	Lap Time	km/h	Local Time
1		1'07.156	1'14.653	3'51.992		15:28'51.736
2	1'08.499	1'06.893	1'06.795	3'22.187	118,2	15:32'13.923

3	48.493	44.469	46.038	2'19.000	219,1	15:34'32.923
4	47.883	43.600	45.726	2'17.209	219,1	15:36'50.132
5	47.602	43.762	45.555	2'16.919	217,3	15:39'07.051
6	47.438	43.263	45.195	2'15.896	217,3	15:41'22.947
7	46.866	43.067	45.002	2'14.935	220,0	15:43'37.882
8	46.118	42.516	44.663	2'13.297	219,1	15:45'51.179
9	46.211	42.354	44.872	2'13.437	220,0	15:48'04.616
10	46.498	42.226	44.846	2'13.570	220,0	15:50'18.186
11	46.064	42.224	44.988	2'13.276	219,5	15:52'31.462
12	46.068	43.301	45.318	2'14.687	214,7	15:54'46.149
13	46.693	42.339	45.213	2'14.245	217,7	15:57'00.394
14	46.396	43.562	45.993	2'15.951	220,0	15:59'16.345
Race Time 34'16.601						

28 F. BRASCHI (2'12.211)						
Lap	Seg.1	Seg.2	Seg.3	Lap Time	km/h	Local Time
1		1'21.571	1'13.972	4'00.422		15:29'00.166
2	1'07.257	1'06.443	1'05.144	3'18.844	137,2	15:32'19.010
3	54.743	45.181	46.980	2'26.904	216,0	15:34'45.914
4	48.258	45.413	46.874	2'20.545	204,2	15:37'06.459
5	48.580	43.100	46.505	2'18.185	215,6	15:39'24.644
6	47.585	43.774	45.408	2'16.767	217,7	15:41'41.411
7	47.800	43.521	44.852	2'16.173	216,9	15:43'57.584
8	46.531	43.065	45.464	2'15.060	217,3	15:46'12.644
9	46.976	41.999	44.805	2'13.780	219,1	15:48'26.424
10	46.341	42.199	44.474	2'13.014	217,7	15:50'39.438
11	45.740	43.313	44.978	2'14.031	217,3	15:52'53.469
12	45.785	41.393	45.522	2'12.700	217,3	15:55'06.169
13	45.699	42.025	44.487	2'12.211	218,2	15:57'18.380
14	45.530	42.729	44.604	2'12.863	218,6	15:59'31.243
Race Time 34'31.499						

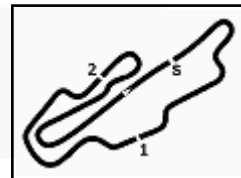
31 T. BARNARD (2'12.637)						
Lap	Seg.1	Seg.2	Seg.3	Lap Time	km/h	Local Time
1		1'06.131	1'14.837	3'45.439		15:28'45.183
2	1'09.383	1'08.039	1'08.276	3'25.698	133,5	15:32'10.881
3	48.533	43.853	45.883	2'18.269	216,4	15:34'29.150
4	47.973	43.834	45.747	2'17.554	220,0	15:36'46.704
5	47.233	43.350	45.506	2'16.089	220,9	15:39'02.793
6	50.675	43.448	44.974	2'19.097	218,6	15:41'21.890
7	47.327	42.821	44.659	2'14.807	219,1	15:43'36.697
8	46.326	42.013	44.557	2'12.896	218,2	15:45'49.593
9	46.522	42.360	44.595	2'13.477	220,0	15:48'03.070
10	47.113	41.858	44.505	2'13.476	220,4	15:50'16.546
11	46.015	42.022	44.600	2'12.637	220,0	15:52'29.183
12	46.618	42.461	44.602	2'13.681	220,0	15:54'42.864
13	46.962	42.506	44.569	2'14.037	225,0	15:56'56.901
14	47.036	42.574	44.393	2'14.003	223,6	15:59'10.904
Race Time 34'11.160						

35 P. DELLI GUANTI (2'16.024)						
Lap	Seg.1	Seg.2	Seg.3	Lap Time	km/h	Local Time
1		1'06.822	1'13.926	3'49.408		15:28'49.152
2	1'09.363	1'07.370	1'06.933	3'23.666	123,0	15:32'12.818
3	48.236	44.131	45.855	2'18.222	218,6	15:34'31.040
4	47.091	43.200	45.880	2'16.171	216,9	15:36'47.211
5	46.977	43.528	45.519	2'16.024	220,0	15:39'03.235
Race Time 14'03.491						

46 G. MINI (2'12.041)						
Lap	Seg.1	Seg.2	Seg.3	Lap Time	km/h	Local Time
1		1'06.394	1'13.963	3'39.077		15:28'38.821
2	1'10.873	1'08.277	1'09.997	3'29.147	119,6	15:32'07.968
3	47.662	43.027	46.056	2'16.745	216,0	15:34'24.713

03/10/2020

P = Pits In/Out - C = Lap Time Cancelled



ACI Racing Weekend Mugello 01-04 Ottobre 2020

Italian F4 Championship Powered by Abarth - Analysis Race 1

Aut. Int. Mugello Auto 5.245 m

Start at 15:24'59.744

3 / 4

4	46.736	42.501	45.724	2'14.961	219,5	15:36'39.674	14	45.482	41.408	44.449	2'11.339	218,6	16:00'23.846
5	46.502	42.658	45.455	2'14.615	219,1	15:38'54.289							Race Time 35'24.102
6	45.882	42.378	45.072	2'13.332	219,5	15:41'07.621							
7	46.159	42.140	45.066	2'13.365	220,0	15:43'20.986							
8	45.909	41.569	44.563	2'12.041	220,0	15:45'33.027							
9	45.733	41.746	44.686	2'12.165	221,8	15:47'45.192							
10	45.569	42.220	44.344	2'12.133	220,9	15:49'57.325							
11	46.031	41.846	44.633	2'12.510	220,0	15:52'09.835							
12	45.833	42.162	44.779	2'12.774	220,4	15:54'22.609							
13	45.976	42.132	44.559	2'12.667	219,5	15:56'35.276							
14	46.175	41.761	44.860	2'12.796	219,1	15:58'48.072							
						Race Time 33'48.328							

66 Z. CHOVANEC (2'13.761)

Lap	Seg.1	Seg.2	Seg.3	Lap Time	km/h	Local Time
1		1'07.245	1'15.261	3'55.465		15:28'55.209
2	1'07.721	1'06.442	1'06.462	3'20.625	142,7	15:32'15.834
3	1'11.811	43.722	46.786	2'42.319	214,3	15:34'58.153
4	47.593	42.820	44.966	2'15.379	216,4	15:37'13.532
5	46.165	43.640	45.270	2'15.075	219,1	15:39'28.607
6	47.147	43.518	45.530	2'16.195	220,9	15:41'44.802
7	47.355	43.287	45.761	2'16.403	220,4	15:44'01.205
8	46.418	42.648	45.875	2'14.941	220,9	15:46'16.146
9	46.184	42.531	45.169	2'13.884	216,9	15:48'30.030
10	46.526	42.304	44.931	2'13.761	218,6	15:50'43.791
11	47.042	42.986	45.118	2'15.146	220,9	15:52'58.937
12	46.333	42.665	44.804	2'13.802	220,0	15:55'12.739
13	47.991	46.722	44.727	2'19.440	223,6	15:57'32.179
14	46.039	42.291	49.366	2'17.696	220,9	15:59'49.875
						Race Time 34'50.131

68 S. RAMOS REYNOSO (2'12.257)

Lap	Seg.1	Seg.2	Seg.3	Lap Time	km/h	Local Time
1		1'06.441	1'15.078	3'42.368		15:28'42.112
2	1'09.337	1'08.549	1'08.775	3'26.661	138,8	15:32'08.773
3	59.073	45.779	45.895	2'30.747	216,0	15:34'39.520
4	48.517	43.166	45.022	2'16.705	219,1	15:36'56.225
5	46.154	43.620	44.958	2'14.732	217,3	15:39'10.957
6	46.975	43.061	44.611	2'14.647	219,5	15:41'25.604
7	46.460	41.992	45.312	2'13.764	217,3	15:43'39.368
8	46.003	41.837	44.803	2'12.643	217,3	15:45'52.011
9	46.046	42.029	45.204	2'13.279	219,1	15:48'05.290
10	46.440	42.007	45.190	2'13.637	215,6	15:50'18.927
11	46.003	42.439	44.643	2'13.085	219,5	15:52'32.012
12	46.079	41.776	44.402	2'12.257	218,6	15:54'44.269
13	45.887	42.544	44.744	2'13.175	220,0	15:56'57.444
14	46.202	42.187	45.050	2'13.439	220,9	15:59'10.883
						Race Time 34'11.139

72 L. FORNAROLI (2'11.742)

Lap	Seg.1	Seg.2	Seg.3	Lap Time	km/h	Local Time
1		1'06.400	1'15.115	3'43.179		15:28'42.923
2	1'09.225	1'08.532	1'08.878	3'26.635	149,0	15:32'09.558
3	47.254	42.975	45.882	2'16.111	214,3	15:34'25.669
4	46.290	42.592	45.513	2'14.395	216,0	15:36'40.064
5	46.478	42.992	45.642	2'15.112	216,9	15:38'55.176
6	46.830	41.946	44.781	2'13.557	216,9	15:41'08.733
7	46.201	41.897	45.809	2'13.907	217,3	15:43'22.640
8	45.812	41.513	44.696	2'12.021	217,7	15:45'34.661
9	45.538	41.544	44.660	2'11.742	218,2	15:47'46.403
10	45.580	41.905	44.298	2'11.783	218,2	15:49'58.186
11	45.629	42.038	44.644	2'12.311	217,3	15:52'10.497
12	45.605	42.062	44.879	2'12.546	218,2	15:54'23.043
13	45.850	42.174	44.703	2'12.727	217,7	15:56'35.770
14	46.142	41.711	44.835	2'12.688	217,3	15:58'48.458
						Race Time 33'48.714

76 V. CATINO (2'14.952)

Lap	Seg.1	Seg.2	Seg.3	Lap Time	km/h	Local Time
1		1'07.676	1'14.783	3'59.226		15:28'58.970
2	1'07.027	1'06.927	1'04.764	3'18.718	145,6	15:32'17.688
3	52.978	45.589	47.971	2'26.538	204,9	15:34'44.226
4	49.609	45.467	49.684	2'24.760	215,6	15:37'08.986
5	49.062	46.065	45.715	2'20.842	216,9	15:39'29.828

48 J. SALMENAUTIO (2'13.808)

Lap	Seg.1	Seg.2	Seg.3	Lap Time	km/h	Local Time
1		1'07.626	1'14.245	4'01.764		15:29'01.508
2	1'07.144	1'05.927	1'04.648	3'17.719	138,1	15:32'19.227
3	51.679	46.144	47.756	2'25.579	219,1	15:34'44.806
4	49.137	45.476	48.380	2'22.993	221,3	15:37'07.799
5	48.237	43.809	45.978	2'18.024	220,9	15:39'25.823
6	47.927	43.776	46.180	2'17.883	220,0	15:41'43.706
7	47.447	43.721	46.234	2'17.402	221,3	15:44'01.108
8	47.728	43.792	45.740	2'17.260	221,8	15:46'18.368
9	46.409	43.220	46.083	2'15.712	221,8	15:48'34.080
10	46.377	42.706	45.926	2'15.009	221,3	15:50'49.089
11	46.080	42.642	45.394	2'14.116	219,5	15:53'03.205
12	46.181	42.128	45.499	2'13.808	220,0	15:55'17.013
13	47.074	42.575	44.931	2'14.580	220,4	15:57'31.593
14	45.970	42.352	45.636	2'13.958	219,5	15:59'45.551
						Race Time 34'45.807

51 F. PIZZI (2'13.667)

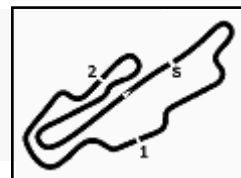
Lap	Seg.1	Seg.2	Seg.3	Lap Time	km/h	Local Time
1		1'06.392	1'14.368	3'48.182		15:28'47.926
2	1'09.476	1'07.609	1'06.787	3'23.872	133,5	15:32'11.798
3	47.816	43.900	46.301	2'18.017	218,6	15:34'29.815
4	47.325	42.951	46.208	2'16.484	218,6	15:36'46.299
5	46.759	43.055	45.986	2'15.800	220,4	15:39'02.099
6	46.688	42.762	45.719	2'15.169	218,6	15:41'17.268
7	46.623	42.396	45.278	2'14.297	219,5	15:43'31.565
8	46.266	42.196	45.902	2'14.364	218,6	15:45'45.929
9	46.149	42.309	45.507	2'13.965	218,6	15:47'59.894
10	46.184	42.086	45.403	2'13.673	220,0	15:50'13.567
11	46.188	42.101	45.378	2'13.667	219,5	15:52'27.234
12	47.132	42.558	45.421	2'15.111	219,1	15:54'42.345
13	46.359	42.489	45.437	2'14.285	220,9	15:56'56.630
14	46.341	42.503	45.381	2'14.225	224,1	15:59'10.855
						Race Time 34'11.111

52 J. CRAWFORD (2'11.339)

Lap	Seg.1	Seg.2	Seg.3	Lap Time	km/h	Local Time
1		1'06.389	1'14.825	3'44.875		15:28'44.619
2	1'09.483	1'08.082	1'08.207	3'25.772	146,3	15:32'10.391
3	47.127	43.819	45.373	2'16.319	219,1	15:34'26.710
4	55.693	53.237	1'43.837	3'32.767P	222,7	15:37'59.477
5	51.165	42.887	44.680	2'18.732P	153,0	15:40'18.209
6	47.827	43.053	45.883	2'16.763	216,9	15:42'34.972
7	46.280	41.975	45.726	2'13.981	217,3	15:44'48.953
8	46.178	41.776	45.471	2'13.425	217,7	15:47'02.378
9	45.858	50.212	45.612	2'21.682	218,2	15:49'24.060
10	45.689	42.090	44.947	2'12.726	218,6	15:51'36.786
11	45.705	41.632	44.594	2'11.931	218,6	15:53'48.717
12	45.524	41.885	44.761	2'12.170	219,1	15:56'00.887
13	45.507	41.483	44.630	2'11.620	219,5	15:58'12.507

03/10/2020

P = Pits In/Out - C = Lap Time Cancelled



ACI Racing Weekend Mugello 01-04 Ottobre 2020

Italian F4 Championship Powered by Abarth - Analysis Race 1

Aut. Int. Mugello Auto 5.245 m

Start at 15:24'59.744

4 / 4

6	48.733	44.204	45.122	2'18.059	217,7	15:41'47.887
7	48.272	43.943	46.041	2'18.256	219,1	15:44'06.143
8	47.418	43.388	45.700	2'16.506	220,0	15:46'22.649
9	47.457	43.318	45.643	2'16.418	218,6	15:48'39.067
10	48.272	43.542	45.340	2'17.154	220,0	15:50'56.221
11	47.281	43.807	44.807	2'15.895	220,4	15:53'12.116
12	47.035	43.763	45.057	2'15.855	222,2	15:55'27.971
13	47.610	43.131	44.821	2'15.562	223,6	15:57'43.533
14	46.508	43.136	45.308	2'14.952	219,5	15:59'58.485
Race Time 34'58.741						

86 B. VALINTI (2'15.616)						
Lap	Seg.1	Seg.2	Seg.3	Lap Time	km/h	Local Time
1		1'06.690	1'14.341	4'00.005	141,0	15:28'59.749
2	1'07.032	1'06.678	1'04.771	3'18.481	141,0	15:32'18.230
3	50.681	46.600	47.944	2'25.225	216,0	15:34'43.455
4	49.028	45.767	48.356	2'23.151	216,4	15:37'06.606
5	49.819	45.133	45.783	2'20.735	214,3	15:39'27.341
6	47.813	44.120	46.451	2'18.384	214,7	15:41'45.725
7	47.730	44.204	46.663	2'18.597	216,9	15:44'04.322
8	46.955	43.306	46.287	2'16.548	216,4	15:46'20.870
9	47.376	43.324	45.852	2'16.552	214,3	15:48'37.422
10	46.846	43.758	45.843	2'16.447	216,4	15:50'53.869
11	47.183	47.640	45.508	2'20.331	218,6	15:53'14.200
12	46.796	43.836	45.947	2'16.579	215,1	15:55'30.779
13	46.681	42.809	46.126	2'15.616	214,7	15:57'46.395
14	47.651	43.148	46.101	2'16.900	217,7	16:00'03.295
Race Time 35'03.551						

77 A. ROSSO (2'10.391)						
Lap	Seg.1	Seg.2	Seg.3	Lap Time	km/h	Local Time
1		1'06.105	1'14.113	3'38.405		15:28'38.149
2	1'10.937	1'08.165	1'09.460	3'28.562	122,0	15:32'06.711
3	46.724	42.041	45.151	2'13.916	215,6	15:34'20.627
4	47.445	41.816	45.396	2'14.657	216,4	15:36'35.284
5	46.193	41.613	44.983	2'12.789	216,4	15:38'48.073
6	45.995	41.432	44.501	2'11.928	217,3	15:41'00.001
7	46.033	41.199	44.574	2'11.806	217,7	15:43'11.807
8	45.766	41.326	44.603	2'11.695	217,7	15:45'23.502
9	45.714	41.399	44.766	2'11.879	216,0	15:47'35.381
10	45.716	41.111	44.102	2'10.929	215,6	15:49'46.310
11	45.618	41.149	44.105	2'10.872	216,9	15:51'57.182
12	45.488	41.027	44.217	2'10.732	218,6	15:54'07.914
13	45.251	41.011	44.129	2'10.391	218,2	15:56'18.305
14	45.558	41.265	45.550	2'12.373	217,7	15:58'30.678
Race Time 33'30.934						

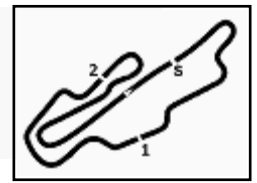
88 H. AL QUBAISI (2'16.705)						
Lap	Seg.1	Seg.2	Seg.3	Lap Time	km/h	Local Time
1		1'07.096	1'14.447	3'52.802		15:28'52.546
2	1'08.825	1'06.465	1'07.292	3'22.582	109,0	15:32'15.128
3	49.852	47.090	47.047	2'23.989	215,1	15:34'39.117
4	48.593	45.948	46.962	2'21.503	216,9	15:37'00.620
5	48.047	45.643	46.465	2'20.155	216,9	15:39'20.775
6	48.562	44.469	46.423	2'19.454	216,4	15:41'40.229
7	47.787	45.895	46.427	2'20.109	216,9	15:44'00.338
8	48.182	43.738	45.945	2'17.865	216,4	15:46'18.203
9	47.662	44.148	46.198	2'18.008	216,9	15:48'36.211
10	47.747	43.759	45.851	2'17.357	216,9	15:50'53.568
11	48.095	43.975	45.264	2'17.334	216,0	15:53'10.902
12	46.927	44.523	45.255	2'16.705	216,4	15:55'27.607
13	48.730	43.608	46.003	2'18.341	217,7	15:57'45.948
14	48.762	44.820	46.743	2'20.325	216,9	16:00'06.273
Race Time 35'06.529						

84 F. SIMONAZZI (2'11.620)						
Lap	Seg.1	Seg.2	Seg.3	Lap Time	km/h	Local Time
1		1'06.487	1'14.209	3'47.333		15:28'47.077
2	1'09.223	1'07.971	1'07.255	3'24.449	135,2	15:32'11.526
3	58.370	45.201	45.977	2'29.548	219,1	15:34'41.074
4	47.542	45.197	47.269	2'20.008	220,9	15:37'01.082
5	47.723	46.202	46.228	2'20.153	215,6	15:39'21.235
6	47.504	42.554	44.031	2'14.089	219,5	15:41'35.324
7	45.688	42.394	44.155	2'12.237	218,6	15:43'47.561
8	45.562	43.528	44.058	2'13.148	219,5	15:46'00.709
9	45.936	42.534	44.444	2'12.914	220,4	15:48'13.623
10	45.959	42.132	43.880	2'11.971	221,3	15:50'25.594
11	46.847	41.807	44.191	2'12.845	220,0	15:52'38.439
12	45.771	42.436	44.778	2'12.985	220,0	15:54'51.424
13	45.682	41.799	44.139	2'11.620	220,0	15:57'03.044
14	45.527	41.974	45.690	2'13.191	220,9	15:59'16.235
Race Time 34'16.491						

85 G. BORTOLETO OLIVEIRA (2'10.197)						
Lap	Seg.1	Seg.2	Seg.3	Lap Time	km/h	Local Time
1		1'06.206	1'14.316	3'45.970		15:28'45.714
2	1'09.495	1'07.900	1'07.834	3'25.229	133,3	15:32'10.943
3	47.380	43.891	46.207	2'17.478	219,1	15:34'28.421
4	46.355	43.128	44.614	2'14.097	217,3	15:36'42.518
5	45.660	41.976	45.364	2'13.000	219,1	15:38'55.518
6	45.677	41.784	44.796	2'12.257	221,8	15:41'07.775
7	45.000	41.461	44.272	2'10.733	224,1	15:43'18.508
8	45.361	41.507	44.249	2'11.117	219,1	15:45'29.625
9	45.017	40.988	44.192	2'10.197	225,5	15:47'39.822
10	45.288	41.253	44.023	2'10.564	217,7	15:49'50.386
11	45.010	41.132	44.153	2'10.295	217,3	15:52'00.681
12	45.172	41.085	44.198	2'10.455	219,1	15:54'11.136
13	45.202	41.104	44.220	2'10.526	217,7	15:56'21.662
14	45.304	41.068	44.292	2'10.664	217,7	15:58'32.326
Race Time 33'32.582						

03/10/2020

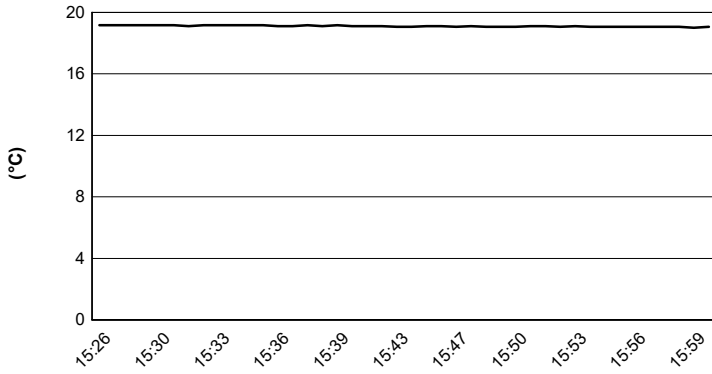
P = Pits In/Out - C = Lap Time Cancelled



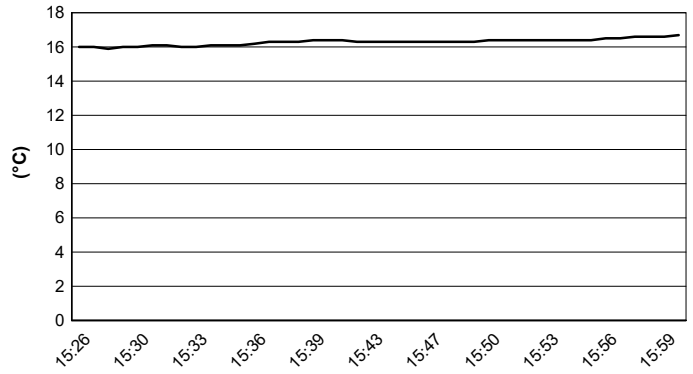
ACI Racing Weekend Mugello 01-04 Ottobre 2020
Italian F4 Championship Powered by Abarth - Weather Report Race 1
Session started 15:26 - Session ended 16:00

Aut. Int. Mugello Auto 5.245 m

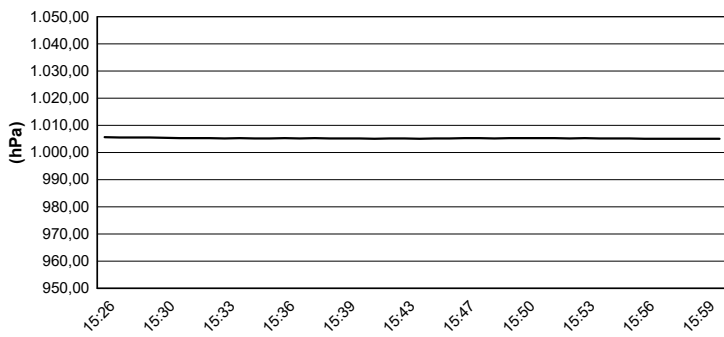
Air Temperature



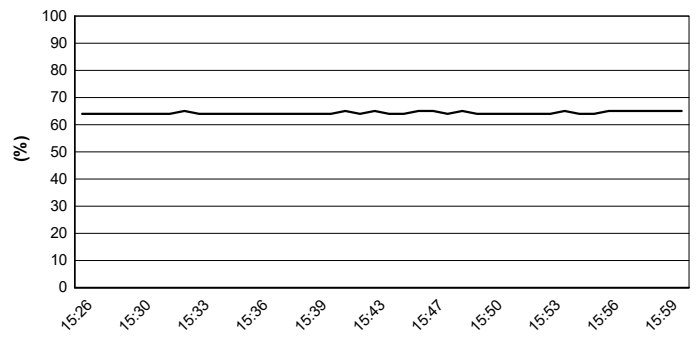
Track Temperature



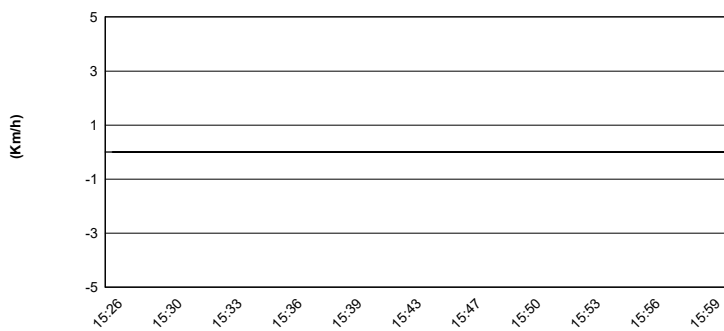
Air Pressure



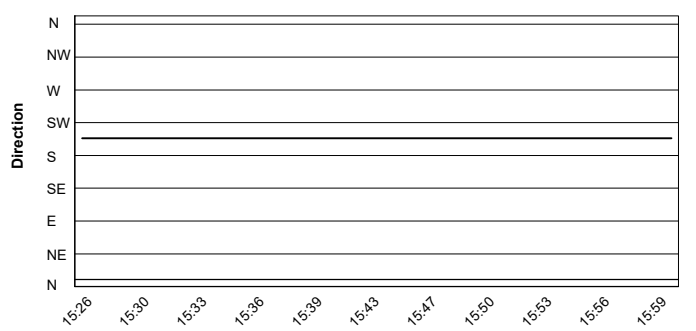
Humidity



Wind Speed



Wind Direction



03/10/2020