

ACI Racing Weekend Mugello 01-04 Ottobre 2020

Italian F4 Championship Powered by Abarth - Results Race 2

Aut. Int. Mugello Auto 5.245 m

Laps 14 = 73,430 km - Avg 130,967 km/h - Race Time 33'38.426

No.	Driver	Nat	Entrant	Team	Car	Class	Laps	Time	Gap	Rel.	Fastest Lap
1	85 BORTOLETO OLIVEIRA Gabriel	BRA	Prema Powerteam	Prema Powerteam	Tatuus F4 T-014 Abarth	R	14	33'38.426		10	2'08.918
2	46 MINI Gabriele	ITA	Prema Powerteam	Prema Powerteam	Tatuus F4 T-014 Abarth	R	14	33'43.482	5.056	5.056	12 2'09.564
3	7 BEGANOVIC Dino	SWE	Prema Powerteam	Prema Powerteam	Tatuus F4 T-014 Abarth	R	14	33'49.684	11.258	6.202	14 2'09.727
4P	77 ROSSO Andrea	ITA	Cram Motorsport	Cram Motorsport	Tatuus F4 T-014 Abarth	R	14	33'49.809	11.383	0.125	14 2'08.345
5	17 EDGAR Jonny	GBR	Van Amersfoort Racing	Van Amersfoort Racing	Tatuus F4 T-014 Abarth		14	34'03.296	24.870	13.487	13 2'10.239
6	14 UGRAN Filip	ROU	Jenzer Motorsport	Jenzer Motorsport	Tatuus F4 T-014 Abarth		14	34'03.460	25.034	0.164	14 2'10.152
7	84 SIMONAZZI Francesco	ITA	BVM Racing	BVM Technorace	Tatuus F4 T-014 Abarth	R	14	34'04.347	25.921	0.887	12 2'09.907
8	21 GNOS Axel	CHE	G4 Racing	G4 Racing	Tatuus F4 T-014 Abarth		14	34'11.756	33.330	7.409	14 2'10.392
9	35 DELLI GUANTI Pietro	ITA	BVM Racing	BVM Technorace	Tatuus F4 T-014 Abarth	R	14	34'11.779	33.353	0.023	14 2'09.625
10	6 MONTOYA Sebastian	COL	Prema Powerteam	Prema Powerteam	Tatuus F4 T-014 Abarth	R	14	34'12.809	34.383	1.030	10 2'10.049
11	52 CRAWFORD Jak	USA	Van Amersfoort Racing	Van Amersfoort Racing	Tatuus F4 T-014 Abarth		14	34'12.814	34.388	0.005	14 2'10.708
12	72 FORNAROLI Leonardo	ITA	Iron Lynx	Iron Lynx	Tatuus F4 T-014 Abarth	R	14	34'13.099	34.673	0.285	14 2'10.171
13	3 SMAL Kyrill	RUS	Prema Powerteam	Prema Powerteam	Tatuus F4 T-014 Abarth	R	14	34'18.018	39.592	4.919	13 2'10.163
14	68 RAMOS REYNOSO Santiago	MEX	Jenzer Motorsport	Jenzer Motorsport	Tatuus F4 T-014 Abarth	R	14	34'22.455	44.029	4.437	14 2'10.834
15	31 BARNARD Taylor	GBR	AKM Motorsport	AKM Motorsport	Tatuus F4 T-014 Abarth	R	14	34'26.957	48.531	4.502	14 2'10.669
16	15 WISNICKI Piotr	POL	Jenzer Motorsport	Jenzer Motorsport	Tatuus F4 T-014 Abarth	R	14	34'27.923	49.497	0.966	14 2'09.688
17	9 PATRESE Lorenzo	ITA	AKM Motorsport	AKM Motorsport	Tatuus F4 T-014 Abarth	R	14	34'34.687	56.261	6.764	12 2'11.357
18	27 FREYMUTH Sebastian	DEU	AS Motorsport	AS Motorsport	Tatuus F4 T-014 Abarth		14	34'34.838	56.412	0.151	12 2'11.003
19	19 OGAARD Sebastian	DEN	Bhaitech	Bhaitech	Tatuus F4 T-014 Abarth	R	14	34'34.925	56.499	0.087	14 2'08.687
20	48 SALMENAUTIO Jesse	FIN	Bhaitech	Bhaitech	Tatuus F4 T-014 Abarth		14	34'38.521	1'00.095	3.596	12 2'10.029
21	11 PATTERSON Dexter Macham	GBR	Bhaitech	Bhaitech	Tatuus F4 T-014 Abarth	R	14	34'50.187	1'11.761	11.666	14 2'10.750
22	13 FERATI Jasin	CHE	Jenzer Motorsport	Jenzer Motorsport	Tatuus F4 T-014 Abarth	R	14	34'52.310	1'13.884	2.123	14 2'09.438
23	76 CATINO Vittorio	ITA	Cram Motorsport	Cram Motorsport	Tatuus F4 T-014 Abarth	R	14	35'05.558	1'27.132	13.248	14 2'11.239
24	8 CENYU Han	CHN	Van Amersfoort Racing	Van Amersfoort Racing	Tatuus F4 T-014 Abarth	R	14	35'07.448	1'29.022	1.890	14 2'13.608
25	88 AL QUBAISI Hamda	UAE	Abu Dhabi Racing	Abu Dhabi Racing	Tatuus F4 T-014 Abarth	R	14	35'17.039	1'38.613	9.591	13 2'11.961
26	86 VALINT Bence	HUN	Van Amersfoort Racing	Van Amersfoort Racing	Tatuus F4 T-014 Abarth	R	14	35'38.530	2'00.104	21.491	14 2'11.082
27	66 CHOVANEC Zdenek	CZE	Bhaitech	Bhaitech	Tatuus F4 T-014 Abarth	R	9	23'44.836	5 Laps	5 Laps	8 2'12.396
----- Not Classified -----											
RET	28 BRASCHI Francesco	ITA	Jenzer Motorsport	Jenzer Motorsport	Tatuus F4 T-014 Abarth	R	4	12'18.877	10 Laps		4 2'16.326
RET	51 PIZZI Francesco	ITA	Van Amersfoort Racing	Van Amersfoort Racing	Tatuus F4 T-014 Abarth	R	3	10'03.332	11 Laps		3 2'20.456

Starting: 29 Classified: 27 Not Classified: 0 Retired: 2 Not Started: 0
 Fastest Lap N. 14 No. 77 Andrea Rosso Time 2'08.345 Avg. 147,119 Km/h

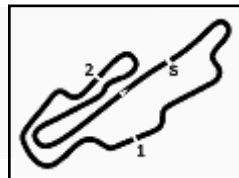
Il Pilota n. 77 (Rosso A.) penalizzato di 10 sec per decisione dei CCSS (Restart Procedure)

Humidity:	68%	AIR	16°C
Condition:	WET	Temp:	17°C

Race Director : Alessandro Ferrari

Clerk of the Course : Antonio Canu

04/10/2020 Start 11:50 End 12:25



ACI Racing Weekend Mugello 01-04 Ottobre 2020

Italian F4 Championship Powered by Abarth - Results by Class Race 2

Aut. Int. Mugello Auto 5.245 m

Rookie

Laps 14 = 73,430 km - Avg 130,967 km/h - Race Time 33'38.426

No.	Driver	Nat	Entrant	Team	Car	Laps	Time	Gap	Rel.	Fastest Lap
1	85 BORTOLETO OLIVEIRA Gabriel	BRA	Prema Powerteam	Prema Powerteam	Tatuus F4 T-014 Abarth	14	33'38.426		10	2'08.918
2	46 MINI Gabriele	ITA	Prema Powerteam	Prema Powerteam	Tatuus F4 T-014 Abarth	14	33'43.482	5.056	5.056	12 2'09.564
3	7 BEGANOVIC Dino	SWE	Prema Powerteam	Prema Powerteam	Tatuus F4 T-014 Abarth	14	33'49.684	11.258	6.202	14 2'09.727
4P	77 ROSSO Andrea	ITA	Cram Motorsport	Cram Motorsport	Tatuus F4 T-014 Abarth	14	33'49.809	11.383	0.125	14 2'08.345
5	84 SIMONAZZI Francesco	ITA	BVM Racing	BVM Technorace	Tatuus F4 T-014 Abarth	14	34'04.347	25.921	14.538	12 2'09.907
6	35 DELLI GUANTI Pietro	ITA	BVM Racing	BVM Technorace	Tatuus F4 T-014 Abarth	14	34'11.779	33.353	7.432	14 2'09.625
7	6 MONTROYA Sebastian	COL	Prema Powerteam	Prema Powerteam	Tatuus F4 T-014 Abarth	14	34'12.809	34.383	1.030	10 2'10.049
8	72 FORNAROLI Leonardo	ITA	Iron Lynx	Iron Lynx	Tatuus F4 T-014 Abarth	14	34'13.099	34.673	0.290	14 2'10.171
9	3 SMAL Kyrill	RUS	Prema Powerteam	Prema Powerteam	Tatuus F4 T-014 Abarth	14	34'18.018	39.592	4.919	13 2'10.163
10	68 RAMOS REYNOSO Santiago	MEX	Jenzer Motorsport	Jenzer Motorsport	Tatuus F4 T-014 Abarth	14	34'22.455	44.029	4.437	14 2'10.834
11	31 BARNARD Taylor	GBR	AKM Motorsport	AKM Motorsport	Tatuus F4 T-014 Abarth	14	34'26.957	48.531	4.502	14 2'10.669
12	15 WISNICKI Piotr	POL	Jenzer Motorsport	Jenzer Motorsport	Tatuus F4 T-014 Abarth	14	34'27.923	49.497	0.966	14 2'09.688
13	9 PATRESE Lorenzo	ITA	AKM Motorsport	AKM Motorsport	Tatuus F4 T-014 Abarth	14	34'34.687	56.261	6.764	12 2'11.357
14	19 OGAARD Sebastian	DEN	Bhaitech	Bhaitech	Tatuus F4 T-014 Abarth	14	34'34.925	56.499	0.238	14 2'08.687
15	11 PATTERSON Dexter Macham	GBR	Bhaitech	Bhaitech	Tatuus F4 T-014 Abarth	14	34'50.187	1'11.761	15.262	14 2'10.750
16	13 FERATI Jasin	CHE	Jenzer Motorsport	Jenzer Motorsport	Tatuus F4 T-014 Abarth	14	34'52.310	1'13.884	2.123	14 2'09.438
17	76 CATINO Vittorio	ITA	Cram Motorsport	Cram Motorsport	Tatuus F4 T-014 Abarth	14	35'05.558	1'27.132	13.248	14 2'11.239
18	8 CENYU Han	CHN	Van Amersfoort Racing	Van Amersfoort Racing	Tatuus F4 T-014 Abarth	14	35'07.448	1'29.022	1.890	14 2'13.608
19	88 AL QUBAISAI Hamda	UAE	Abu Dhabi Racing	Abu Dhabi Racing	Tatuus F4 T-014 Abarth	14	35'17.039	1'38.613	9.591	13 2'11.961
20	86 VALINT Bence	HUN	Van Amersfoort Racing	Van Amersfoort Racing	Tatuus F4 T-014 Abarth	14	35'38.530	2'00.104	21.491	14 2'11.082
21	66 CHOVANEC Zdenek	CZE	Bhaitech	Bhaitech	Tatuus F4 T-014 Abarth	9	23'44.836	5 Laps	5 Laps	8 2'12.396
----- Not Classified -----										
RET	28 BRASCHI Francesco	ITA	Jenzer Motorsport	Jenzer Motorsport	Tatuus F4 T-014 Abarth	4	12'18.877	10 Laps		4 2'16.326
RET	51 PIZZI Francesco	ITA	Van Amersfoort Racing	Van Amersfoort Racing	Tatuus F4 T-014 Abarth	3	10'03.332	11 Laps		3 2'20.456

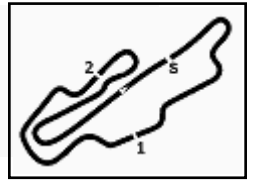
Starting: 23 Classified: 21 Not Classified: 0 Retired: 2 Not Started: 0
 Fastest Lap N. 14 No. 77 Andrea Rosso Time 2'08.345 Avg. 147,119 Km/h

Humidity:	68%	AIR	16°C
Condition:	WET	Temp:	17°C

Race Director : Alessandro Ferrari

Clerk of the Course : Antonio Canu

04/10/2020 Start 11:50 End 12:25



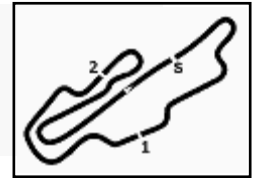
ACI Racing Weekend Mugello 01-04 Ottobre 2020

Italian F4 Championship Powered by Abarth - Lap Chart Race 2

Aut. Int. Mugello Auto 5.245 m

	Lap													
	1	2	3	4	5	6	7	8	9	10	11	12	13	14
1	85	85	46	46	46	46	46	85	85	85	85	85	85	85
2	46	46	85	85	85	85	85	46	46	46	46	46	77	77
3	7	7	7	7	7	7	77	77	77	77	77	77	46	46
4	84	77	77	77	77	77	7	7	7	7	7	7	7	7
5	77	84	84	84	84	84	84	17	17	17	17	17	17	17
6	68	68	68	17	17	17	17	68	68	68	68	14	14	14
7	17	17	17	68	68	68	68	14	14	14	14	84	84	84
8	14	14	14	14	14	14	14	84	84	84	84	21	21	21
9	28	28	21	21	21	21	21	21	21	21	21	52	52	35
10	21	21	52	52	52	52	52	52	52	52	52	35	35	6
11	52	52	35	35	35	35	35	35	35	35	35	72	6	52
12	72	72	72	72	72	72	72	72	72	72	72	6	72	72
13	31	31	31	31	31	6	6	6	6	6	6	3	3	3
14	35	35	28	28	6	3	3	3	3	3	3	68	68	68
15	48	48	48	6	3	31	31	31	31	31	31	31	31	31
16	66	66	66	3	27	27	27	9	15	15	15	15	15	15
17	51	51	6	27	9	9	9	15	9	9	9	9	9	9
18	19	19	51	9	15	15	15	27	27	27	27	27	27	27
19	6	6	19	15	88	66	88	88	48	48	48	48	19	19
20	86	86	3	88	66	88	48	48	66	19	19	19	48	48
21	15	15	27	8	8	8	11	66	88	11	11	11	11	11
22	3	3	9	11	11	11	66	11	19	13	13	13	13	13
23	27	27	15	66	13	48	19	19	11	8	8	8	8	76
24	88	88	88	13	48	19	8	8	8	76	76	76	76	8
25	9	9	8	48	76	76	76	13	13	88	88	88	88	88
26	11	11	11	76	19	13	13	76	76	86	86	86	86	86
27	8	8	13	19	86	86	86	86	86					
28	76	76	76	86										
29	13	13	86											

Final Result		
1	85 BORTOLETO OLIVEIRA G.	Laps 14
2	46 MINI G.	5.056
3	7 BEGANOVIC D.	11.258
4	77 ROSSO A. (P)	11.383
5	17 EDGAR J.	24.870
6	14 UGRAN F.	25.034
7	84 SIMONAZZI F.	25.921
8	21 GNOS A.	33.330
9	35 DELLI GUANTI P.	33.353
10	6 MONTOYA S.	34.383
11	52 CRAWFORD J.	34.388
12	72 FORNAROLI L.	34.673
13	3 SMAL K.	39.592
14	68 RAMOS REYNOSO S.	44.029
15	31 BARNARD T.	48.531
16	15 WISNICKI P.	49.497
17	9 PATRESE L.	56.261
18	27 FREYMUTH S.	56.412
19	19 OGAARD S.	56.499
20	48 SALMENAUTIO J.	1'00.095
21	11 PATTERSON D.	1'11.761
22	13 FERATI J.	1'13.884
23	76 CATINO V.	1'27.132
24	8 CENYU H.	1'29.022
25	88 AL QUBAISI H.	1'38.613
26	86 VALINT B.	2'00.104
27	66 CHOVANEC Z.	5 Laps
RET	28 BRASCHI F.	10 Laps
RET	51 PIZZI F.	11 Laps



ACI Racing Weekend Mugello 01-04 Ottobre 2020

Italian F4 Championship Powered by Abarth - Sector and Speeds Race 2

Aut. Int. Mugello Auto 5.245 m

RESULTS

1	85 BORTOLETO OLIVEIRA Gabr	Tatuus F4 T-014 Abarth	Laps 14
2	46 MINI Gabriele	Tatuus F4 T-014 Abarth	5.056
3	7 BEGANOVIC Dino	Tatuus F4 T-014 Abarth	11.258
4	77 ROSSO Andrea	Tatuus F4 T-014 Abarth	11.383
5	17 EDGAR Jonny	Tatuus F4 T-014 Abarth	24.870
6	14 UGRAN Filip	Tatuus F4 T-014 Abarth	25.034
7	84 SIMONAZZI Francesco	Tatuus F4 T-014 Abarth	25.921
8	21 GNOS Axel	Tatuus F4 T-014 Abarth	33.330
9	35 DELLI GUANTI Pietro	Tatuus F4 T-014 Abarth	33.353
10	6 MONTOYA Sebastian	Tatuus F4 T-014 Abarth	34.383
11	52 CRAWFORD Jak	Tatuus F4 T-014 Abarth	34.388
12	72 FORNAROLI Leonardo	Tatuus F4 T-014 Abarth	34.673
13	3 SMAL Kyrill	Tatuus F4 T-014 Abarth	39.592
14	68 RAMOS REYNOSO Santiago	Tatuus F4 T-014 Abarth	44.029
15	31 BARNARD Taylor	Tatuus F4 T-014 Abarth	48.531
16	15 WISNICKI Piotr	Tatuus F4 T-014 Abarth	49.497
17	9 PATRESE Lorenzo	Tatuus F4 T-014 Abarth	56.261
18	27 FREYMUTH Sebastian	Tatuus F4 T-014 Abarth	56.412
19	19 OGAARD Sebastian	Tatuus F4 T-014 Abarth	56.499
20	48 SALMENAUTIO Jesse	Tatuus F4 T-014 Abarth	1'00.095
21	11 PATTERSON Dexter Macham	Tatuus F4 T-014 Abarth	1'11.761
22	13 FERATI Jasin	Tatuus F4 T-014 Abarth	1'13.884
23	76 CATINO Vittorio	Tatuus F4 T-014 Abarth	1'27.132
24	8 CENYU Han	Tatuus F4 T-014 Abarth	1'29.022
25	88 AL QUBAIS I Hamda	Tatuus F4 T-014 Abarth	1'38.613
26	86 VALINT Bence	Tatuus F4 T-014 Abarth	2'00.104
27	66 CHOVANEC Zdenek	Tatuus F4 T-014 Abarth	5 Laps
RET	28 BRASCHI Francesco	Tatuus F4 T-014 Abarth	10 Laps
RET	51 PIZZI Francesco	Tatuus F4 T-014 Abarth	11 Laps

SPEED

1	6 MONTOYA Sebastian	Tatuus F4 T-014 Abarth	234,3
2	14 UGRAN Filip	Tatuus F4 T-014 Abarth	232,3
3	72 FORNAROLI Leonardo	Tatuus F4 T-014 Abarth	231,8
4	77 ROSSO Andrea	Tatuus F4 T-014 Abarth	230,3
5	19 OGAARD Sebastian	Tatuus F4 T-014 Abarth	229,8
6	52 CRAWFORD Jak	Tatuus F4 T-014 Abarth	229,3
7	66 CHOVANEC Zdenek	Tatuus F4 T-014 Abarth	228,8
8	35 DELLI GUANTI Pietro	Tatuus F4 T-014 Abarth	228,8
9	46 MINI Gabriele	Tatuus F4 T-014 Abarth	228,3
10	48 SALMENAUTIO Jesse	Tatuus F4 T-014 Abarth	227,8
11	84 SIMONAZZI Francesco	Tatuus F4 T-014 Abarth	227,4
12	68 RAMOS REYNOSO Santiago	Tatuus F4 T-014 Abarth	226,4
13	9 PATRESE Lorenzo	Tatuus F4 T-014 Abarth	225,9
14	3 SMAL Kyrill	Tatuus F4 T-014 Abarth	225,9
15	31 BARNARD Taylor	Tatuus F4 T-014 Abarth	225,5
16	27 FREYMUTH Sebastian	Tatuus F4 T-014 Abarth	225,5
17	76 CATINO Vittorio	Tatuus F4 T-014 Abarth	225,5
18	11 PATTERSON Dexter Macham	Tatuus F4 T-014 Abarth	225,5
19	51 PIZZI Francesco	Tatuus F4 T-014 Abarth	225,0
20	85 BORTOLETO OLIVEIRA Gabr	Tatuus F4 T-014 Abarth	225,0
21	17 EDGAR Jonny	Tatuus F4 T-014 Abarth	225,0
22	7 BEGANOVIC Dino	Tatuus F4 T-014 Abarth	224,1
23	8 CENYU Han	Tatuus F4 T-014 Abarth	223,6
24	21 GNOS Axel	Tatuus F4 T-014 Abarth	223,1
25	13 FERATI Jasin	Tatuus F4 T-014 Abarth	223,1
26	88 AL QUBAIS I Hamda	Tatuus F4 T-014 Abarth	221,8
27	15 WISNICKI Piotr	Tatuus F4 T-014 Abarth	221,8
28	86 VALINT Bence	Tatuus F4 T-014 Abarth	220,9
29	28 BRASCHI Francesco	Tatuus F4 T-014 Abarth	219,5

SEG. 1

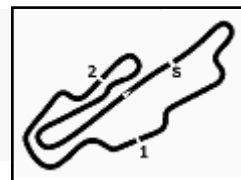
1	77 ROSSO Andrea	44.393
2	85 BORTOLETO OLIVEIRA	44.502
3	46 MINI Gabriele	44.711
4	19 OGAARD Sebastian	44.808
5	7 BEGANOVIC Dino	44.856
6	84 SIMONAZZI Francesco	44.876
7	13 FERATI Jasin	44.877
8	35 DELLI GUANTI Pietro	44.903
9	3 SMAL Kyrill	44.916
10	48 SALMENAUTIO Jesse	44.994
11	68 RAMOS REYNOSO Sa	45.163
12	72 FORNAROLI Leonardo	45.206
13	17 EDGAR Jonny	45.214
14	6 MONTOYA Sebastian	45.214
15	11 PATTERSON Dexter Mac	45.215
16	86 VALINT Bence	45.247
17	14 UGRAN Filip	45.271
18	88 AL QUBAIS I Hamda	45.284
19	27 FREYMUTH Sebastian	45.301
20	9 PATRESE Lorenzo	45.330
21	21 GNOS Axel	45.355
22	52 CRAWFORD Jak	45.375
23	15 WISNICKI Piotr	45.469
24	31 BARNARD Taylor	45.495
25	76 CATINO Vittorio	45.914
26	66 CHOVANEC Zdenek	45.940
27	8 CENYU Han	46.493
28	28 BRASCHI Francesco	47.667
29	51 PIZZI Francesco	48.768

SEG. 2

1	77 ROSSO Andrea	40.085
2	19 OGAARD Sebastian	40.393
3	85 BORTOLETO OLIVEIRA	40.531
4	35 DELLI GUANTI Pietro	40.571
5	17 EDGAR Jonny	40.586
6	21 GNOS Axel	40.606
7	7 BEGANOVIC Dino	40.697
8	13 FERATI Jasin	40.766
9	15 WISNICKI Piotr	40.830
10	46 MINI Gabriele	40.851
11	14 UGRAN Filip	40.862
12	3 SMAL Kyrill	40.888
13	68 RAMOS REYNOSO Sa	40.902
14	48 SALMENAUTIO Jesse	40.924
15	6 MONTOYA Sebastian	40.939
16	84 SIMONAZZI Francesco	40.983
17	31 BARNARD Taylor	40.996
18	52 CRAWFORD Jak	41.015
19	27 FREYMUTH Sebastian	41.095
20	76 CATINO Vittorio	41.183
21	11 PATTERSON Dexter Mac	41.226
22	86 VALINT Bence	41.226
23	72 FORNAROLI Leonardo	41.359
24	9 PATRESE Lorenzo	41.383
25	88 AL QUBAIS I Hamda	41.667
26	66 CHOVANEC Zdenek	42.006
27	8 CENYU Han	42.082
28	28 BRASCHI Francesco	43.270
29	51 PIZZI Francesco	45.328

SEG. 3

1	15 WISNICKI Piotr	43.308
2	19 OGAARD Sebastian	43.486
3	72 FORNAROLI Leonardo	43.520
4	77 ROSSO Andrea	43.621
5	84 SIMONAZZI Francesco	43.636
6	6 MONTOYA Sebastian	43.656
7	13 FERATI Jasin	43.705
8	48 SALMENAUTIO Jesse	43.731
9	85 BORTOLETO OLIVEIRA	43.755
10	46 MINI Gabriele	43.823
11	14 UGRAN Filip	43.857
12	35 DELLI GUANTI Pietro	43.919
13	76 CATINO Vittorio	44.078
14	7 BEGANOVIC Dino	44.089
15	52 CRAWFORD Jak	44.103
16	11 PATTERSON Dexter Mac	44.142
17	3 SMAL Kyrill	44.147
18	31 BARNARD Taylor	44.178
19	9 PATRESE Lorenzo	44.190
20	27 FREYMUTH Sebastian	44.228
21	68 RAMOS REYNOSO Sa	44.237
22	21 GNOS Axel	44.260
23	17 EDGAR Jonny	44.276
24	66 CHOVANEC Zdenek	44.279
25	8 CENYU Han	44.579
26	86 VALINT Bence	44.609
27	88 AL QUBAIS I Hamda	44.616
28	28 BRASCHI Francesco	45.389
29	51 PIZZI Francesco	46.360



ACI Racing Weekend Mugello 01-04 Ottobre 2020

Italian F4 Championship Powered by Abarth - Analysis Race 2

Aut. Int. Mugello Auto 5.245 m

Start at 11:50'06.942

1 / 4

3 K. SMAL (2'10.163)						
Lap	Seg.1	Seg.2	Seg.3	Lap Time	km/h	Local Time
1		1'09.411	1'10.821	4'02.348		11:54'09.290
2	1'13.308	1'13.746	1'16.334	3'43.388	84,2	11:57'52.678
3	48.082	44.439	45.707	2'18.228	218,2	12:00'10.906
4	48.022	42.069	45.255	2'15.346	225,9	12:02'26.252
5	47.029	43.034	45.249	2'15.312	223,1	12:04'41.564
6	46.672	41.844	44.770	2'13.286	221,3	12:06'54.850
7	47.122	41.500	44.736	2'13.358	222,2	12:09'08.208
8	45.483	41.610	44.489	2'11.582	218,6	12:11'19.790
9	45.241	41.485	44.699	2'11.425	222,2	12:13'31.215
10	45.177	41.382	44.453	2'11.012	221,8	12:15'42.227
11	45.240	41.126	44.295	2'10.661	220,9	12:17'52.888
12	45.519	41.141	44.438	2'11.098	222,2	12:20'03.986
13	44.916	41.100	44.147	2'10.163	222,7	12:22'14.149
14	45.406	40.888	44.517	2'10.811	222,7	12:24'24.960
Race Time 34'18.018						

6 S. MONTOYA (2'10.049)						
Lap	Seg.1	Seg.2	Seg.3	Lap Time	km/h	Local Time
1		1'09.045	1'11.553	3'59.804		11:54'06.746
2	1'13.078	1'14.467	1'15.979	3'43.524	88,3	11:57'50.270
3	48.651	44.595	46.678	2'19.924	220,4	12:00'10.194
4	47.364	43.115	45.208	2'15.687	222,2	12:02'25.881
5	47.227	43.009	44.817	2'15.053	220,0	12:04'40.934
6	46.415	41.804	44.814	2'13.033	222,7	12:06'53.967
7	45.266	41.559	44.332	2'11.157	220,4	12:09'05.124
8	45.335	41.533	44.304	2'11.172	219,1	12:11'16.296
9	45.344	41.479	43.978	2'10.801	221,8	12:13'27.097
10	45.214	41.119	43.716	2'10.049	221,3	12:15'37.146
11	45.758	41.204	43.719	2'10.681	221,8	12:17'47.827
12	45.568	40.939	44.374	2'10.881	225,0	12:19'58.708
13	45.660	41.219	43.903	2'10.782	234,3	12:22'09.490
14	45.486	41.119	43.656	2'10.261	227,8	12:24'19.751
Race Time 34'12.809						

7 D. BEGANOVIC (2'09.727)						
Lap	Seg.1	Seg.2	Seg.3	Lap Time	km/h	Local Time
1		1'09.162	1'12.137	3'48.776		11:53'55.718
2	1'13.520	1'15.685	1'18.464	3'47.669	118,6	11:57'43.387
3	46.374	42.801	44.778	2'13.953	221,8	11:59'57.340
4	45.658	41.390	44.530	2'11.578	219,1	12:02'08.918
5	45.351	41.140	44.176	2'10.667	219,5	12:04'19.585
6	45.400	41.013	44.944	2'11.357	219,5	12:06'30.942
7	45.806	41.003	44.367	2'11.176	221,8	12:08'42.118
8	45.253	41.021	44.367	2'10.641	222,7	12:10'52.759
9	44.998	42.404	44.765	2'12.167	222,7	12:13'04.926
10	45.074	41.027	44.249	2'10.350	224,1	12:15'15.276
11	45.284	41.265	44.248	2'10.797	221,8	12:17'26.073
12	45.032	40.914	44.972	2'10.918	222,2	12:19'36.991
13	44.939	40.697	44.272	2'09.908	223,6	12:21'46.899
14	44.856	40.782	44.089	2'09.727	222,7	12:23'56.626
Race Time 33'49.684						

8 H. CENYU (2'13.608)						
Lap	Seg.1	Seg.2	Seg.3	Lap Time	km/h	Local Time
1		1'09.019	1'10.904	4'07.696		11:54'14.638
2	1'13.447	1'12.820	1'13.664	3'39.931	113,7	11:57'54.569
3	50.429	45.419	46.684	2'22.532	220,4	12:00'17.101
4	48.965	44.238	45.946	2'19.149	219,5	12:02'36.250
5	48.436	43.894	45.787	2'18.117	219,5	12:04'54.367
6	47.116	43.515	45.506	2'16.137	220,0	12:07'10.504
7	47.523	44.692	45.262	2'17.477	221,8	12:09'27.981
8	47.084	42.120	44.760	2'13.964	223,6	12:11'41.945

9	46.655	43.255	44.943	2'14.853	223,6	12:13'56.798
10	52.886	43.313	44.767	2'20.966	222,2	12:16'17.764
11	46.498	43.764	44.896	2'15.158	221,8	12:18'32.922
12	46.493	42.842	44.818	2'14.153	221,3	12:20'47.075
13	46.890	42.129	44.688	2'13.707	221,8	12:23'00.782
14	46.947	42.082	44.579	2'13.608	221,3	12:25'14.390
Race Time 35'07.448						

9 L. PATRESE (2'11.357)						
Lap	Seg.1	Seg.2	Seg.3	Lap Time	km/h	Local Time
1		1'09.797	1'10.931	4'05.310		11:54'12.252
2	1'13.367	1'13.100	1'14.793	3'41.260	101,1	11:57'53.512
3	48.688	44.492	47.007	2'20.187	221,8	12:00'13.699
4	48.161	43.409	45.445	2'17.015	223,1	12:02'30.714
5	47.692	43.802	45.547	2'17.041	223,1	12:04'47.755
6	46.964	42.734	45.236	2'14.934	221,8	12:07'02.689
7	46.341	42.394	45.166	2'13.901	223,1	12:09'16.590
8	46.644	42.178	44.688	2'13.510	225,5	12:11'30.100
9	45.808	43.052	44.867	2'13.727	223,6	12:13'43.827
10	45.682	41.926	44.255	2'11.863	224,5	12:15'55.690
11	45.579	41.630	44.190	2'11.399	224,1	12:18'07.089
12	45.330	41.572	44.455	2'11.357	225,9	12:20'18.446
13	45.805	41.383	44.457	2'11.645	225,5	12:22'30.091
14	45.408	41.564	44.566	2'11.538	224,5	12:24'41.629
Race Time 34'34.687						

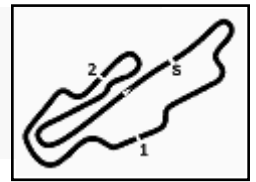
11 D. PATTERSON (2'10.750)						
Lap	Seg.1	Seg.2	Seg.3	Lap Time	km/h	Local Time
1		1'08.642	1'11.575	4'07.226		11:54'14.168
2	1'13.318	1'12.542	1'14.489	3'40.349	104,1	11:57'54.517
3	50.273	46.533	46.608	2'23.414	216,0	12:00'17.931
4	48.622	44.370	46.028	2'19.020	220,0	12:02'36.951
5	48.511	43.764	45.789	2'18.064	220,9	12:04'55.015
6	47.088	43.431	45.375	2'15.894	220,9	12:07'10.909
7	47.367	43.314	44.602	2'15.283	224,1	12:09'26.192
8	46.804	42.534	44.852	2'14.190	222,7	12:11'40.382
9	46.348	42.271	44.436	2'13.055	224,1	12:13'53.437
10	48.321	42.184	45.431	2'15.936	225,5	12:16'09.373
11	46.070	42.092	44.543	2'12.705	222,2	12:18'22.078
12	46.020	42.610	44.618	2'13.248	222,2	12:20'35.326
13	45.471	41.440	44.142	2'11.053	223,6	12:22'46.379
14	45.215	41.226	44.309	2'10.750	223,1	12:24'57.129
Race Time 34'50.187						

13 J. FERATI (2'09.438)						
Lap	Seg.1	Seg.2	Seg.3	Lap Time	km/h	Local Time
1		1'09.245	1'11.601	4'09.980		11:54'16.922
2	1'12.989	1'12.858	1'13.220	3'39.067	112,7	11:57'55.989
3	50.197	45.560	46.656	2'22.413	219,1	12:00'18.402
4	48.617	44.672	46.007	2'19.296	220,4	12:02'37.698
5	48.541	44.175	45.686	2'18.402	221,8	12:04'56.100
6	56.700	43.582	45.059	2'25.341	221,3	12:07'21.441
7	47.330	43.110	44.948	2'15.388	220,0	12:09'36.829
8	47.379	42.605	44.456	2'14.440	221,8	12:11'51.269
9	45.862	42.241	44.471	2'12.574	222,7	12:14'03.843
10	46.226	42.157	44.194	2'12.577	222,7	12:16'16.420
11	45.745	41.678	44.249	2'11.672	221,3	12:18'28.092
12	46.121	41.706	43.956	2'11.783	221,8	12:20'39.875
13	45.408	40.826	43.705	2'09.939	223,1	12:22'49.814
14	44.877	40.766	43.795	2'09.438	222,7	12:24'59.252
Race Time 34'52.310						

14 F. UGRAN (2'10.152)						
Lap	Seg.1	Seg.2	Seg.3	Lap Time	km/h	Local Time
1						
2						
3						
4						
5						
6						
7						
8						
9						
10						
11						
12						
13						
14						

04/10/2020

P = Pits In/Out - C = Lap Time Cancelled



ACI Racing Weekend Mugello 01-04 Ottobre 2020

Italian F4 Championship Powered by Abarth - Analysis Race 2

Aut. Int. Mugello Auto 5.245 m

Start at 11:50'06.942

2 / 4

1		1'08.793	1'12.083	3'52.269		11:53'59.211	11	45.732	41.029	43.776	2'10.537	225,5	12:18'13.775
2	1'13.348	1'15.036	1'18.413	3'46.797	109,6	11:57'46.008	12	45.253	40.857	43.858	2'09.968	229,3	12:20'23.743
3	47.106	43.370	45.233	2'15.709	225,0	12:00'01.717	13	44.836	41.090	43.511	2'09.437	229,3	12:22'33.180
4	46.265	42.499	45.312	2'14.076	224,1	12:02'15.793	14	44.808	40.393	43.486	2'08.687	225,0	12:24'41.867
5	46.075	41.913	44.843	2'12.831	226,4	12:04'28.624							Race Time 34'34.925
6	46.589	42.056	44.466	2'13.111	225,5	12:06'41.735							
7	46.066	41.614	44.312	2'11.992	229,3	12:08'53.727							
8	45.803	41.831	44.538	2'12.172	227,4	12:11'05.899							
9	45.782	41.410	44.423	2'11.615	229,3	12:13'17.514							
10	45.300	41.363	44.049	2'10.712	225,9	12:15'28.226							
11	45.637	41.249	44.143	2'11.029	225,5	12:17'39.255							
12	45.449	41.207	43.924	2'10.580	232,3	12:19'49.835							
13	45.626	40.932	43.857	2'10.415	231,3	12:22'00.250							
14	45.271	40.862	44.019	2'10.152	227,4	12:24'10.402							
						Race Time 34'03.460							

15 P. WISNICKI (2'09.688)

Lap	Seg.1	Seg.2	Seg.3	Lap Time	km/h	Local Time
1		1'09.271	1'11.002	4'01.078		11:54'08.020
2	1'13.190	1'14.256	1'17.193	3'44.639	85,7	11:57'52.659
3	50.945	44.711	45.931	2'21.587	206,1	12:00'14.246
4	48.974	43.945	44.775	2'17.694	219,5	12:02'31.940
5	47.465	43.728	44.922	2'16.115	219,1	12:04'48.055
6	47.277	43.230	44.610	2'15.117	214,7	12:07'03.172
7	46.487	42.719	44.551	2'13.757	220,9	12:09'16.929
8	47.282	42.234	44.414	2'13.930	220,9	12:11'30.859
9	45.630	42.304	43.896	2'11.830	220,9	12:13'42.689
10	45.681	41.693	44.140	2'11.514	220,9	12:15'54.203
11	45.920	41.476	43.350	2'10.746	219,1	12:18'04.949
12	45.470	41.344	43.558	2'10.372	221,3	12:20'15.321
13	45.469	41.012	43.375	2'09.856	221,3	12:22'25.177
14	45.550	40.830	43.308	2'09.688	221,8	12:24'34.865
						Race Time 34'27.923

17 J. EDGAR (2'10.239)

Lap	Seg.1	Seg.2	Seg.3	Lap Time	km/h	Local Time
1		1'08.760	1'12.231	3'51.641		11:53'58.583
2	1'13.518	1'14.873	1'18.633	3'47.024	115,6	11:57'45.607
3	47.054	42.673	45.461	2'15.188	221,3	12:00'00.795
4	46.253	42.605	45.071	2'13.929	220,9	12:02'14.724
5	46.254	41.884	44.972	2'13.110	221,8	12:04'27.834
6	46.540	41.867	44.818	2'13.225	220,4	12:06'41.059
7	45.575	41.566	44.713	2'11.854	224,1	12:08'52.913
8	45.554	41.661	45.145	2'12.360	224,5	12:11'05.273
9	45.394	41.275	44.595	2'11.264	223,1	12:13'16.537
10	45.214	40.995	44.732	2'10.941	223,6	12:15'27.478
11	45.606	41.059	44.567	2'11.232	221,8	12:17'38.710
12	45.649	41.056	44.276	2'10.981	223,1	12:19'49.691
13	45.321	40.586	44.332	2'10.239	225,0	12:21'59.930
14	45.388	40.632	44.288	2'10.308	223,6	12:24'10.238
						Race Time 34'03.296

19 S. OGAARD (2'08.687)

Lap	Seg.1	Seg.2	Seg.3	Lap Time	km/h	Local Time
1		1'08.525	1'11.891	3'58.956		11:54'05.898
2	1'13.385	1'14.366	1'16.277	3'44.028	101,7	11:57'49.926
3	49.310	45.064	46.479	2'20.853	220,4	12:00'10.779
4	1'09.976	42.944	45.071	2'37.991	225,5	12:02'48.770
5	46.621	42.419	44.184	2'13.224	219,5	12:05'01.994
6	45.751	42.037	44.421	2'12.209	221,3	12:07'14.203
7	46.130	42.452	44.960	2'13.542	223,1	12:09'27.745
8	46.266	41.652	44.859	2'12.777	225,5	12:11'40.522
9	45.246	41.811	44.650	2'11.707	229,8	12:13'52.229
10	46.387	41.059	43.563	2'11.009	226,9	12:16'03.238

21 A. GNOS (2'10.392)

Lap	Seg.1	Seg.2	Seg.3	Lap Time	km/h	Local Time
1		1'08.597	1'11.811	3'53.129		11:54'00.071
2	1'13.847	1'14.833	1'18.268	3'46.948	113,6	11:57'47.019
3	46.806	42.937	45.370	2'15.113	220,9	12:00'02.132
4	46.147	42.637	45.410	2'14.194	219,1	12:02'16.326
5	46.149	42.150	44.781	2'13.080	220,4	12:04'29.406
6	46.696	41.910	44.854	2'13.460	219,5	12:06'42.866
7	45.776	42.719	45.022	2'13.517	220,0	12:08'56.383
8	46.612	42.184	44.483	2'13.279	220,0	12:11'09.662
9	46.109	41.221	44.487	2'11.817	220,9	12:13'21.479
10	45.769	41.229	44.547	2'11.545	222,2	12:15'33.024
11	46.182	41.031	44.997	2'12.210	220,9	12:17'45.234
12	46.273	40.903	45.270	2'12.446	221,8	12:19'57.680
13	45.461	40.606	44.559	2'10.626	223,1	12:22'08.306
14	45.355	40.777	44.260	2'10.392	221,3	12:24'18.698
						Race Time 34'11.756

27 S. FREYMUTH (2'11.003)

Lap	Seg.1	Seg.2	Seg.3	Lap Time	km/h	Local Time
1		1'09.723	1'11.164	4'03.553		11:54'10.495
2	1'13.268	1'13.117	1'15.894	3'42.279	88,2	11:57'52.774
3	48.944	44.509	46.544	2'19.997	222,7	12:00'12.771
4	48.179	43.414	45.258	2'16.851	220,9	12:02'29.622
5	48.379	43.258	45.342	2'16.979	220,0	12:04'46.601
6	47.406	42.475	45.153	2'15.034	218,2	12:07'01.635
7	46.697	42.068	45.840	2'14.605	220,4	12:09'16.240
8	47.560	42.226	45.630	2'15.416	220,4	12:11'31.656
9	46.079	41.904	44.865	2'12.848	223,1	12:13'44.504
10	45.748	42.017	44.228	2'11.993	224,1	12:15'56.497
11	46.091	41.095	44.366	2'11.552	222,7	12:18'08.049
12	45.301	41.381	44.321	2'11.003	224,5	12:20'19.052
13	45.437	41.598	44.324	2'11.359	225,0	12:22'30.411
14	45.929	41.107	44.333	2'11.369	225,5	12:24'41.780
						Race Time 34'34.838

28 F. BRASCHI (2'16.326)

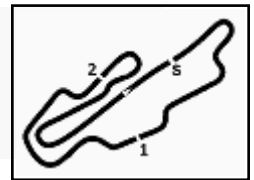
Lap	Seg.1	Seg.2	Seg.3	Lap Time	km/h	Local Time
1		1'08.561	1'11.981	3'52.625		11:53'59.567
2	1'13.558	1'14.963	1'18.883	3'47.404	114,7	11:57'46.971
3	48.558	46.302	47.662	2'22.522	214,7	12:00'09.493
4	47.667	43.270	45.389	2'16.326	219,5	12:02'25.819
						Race Time 12'18.877

31 T. BARNARD (2'10.669)

Lap	Seg.1	Seg.2	Seg.3	Lap Time	km/h	Local Time
1		1'08.507	1'11.971	3'55.053		11:54'01.995
2	1'13.782	1'14.993	1'17.789	3'46.564	114,0	11:57'48.559
3	48.863	44.649	46.888	2'20.400	220,4	12:00'08.959
4	47.603	43.177	45.644	2'16.424	219,5	12:02'25.383
5	47.460	42.636	45.208	2'15.304	220,0	12:04'40.687
6	47.557	43.790	44.869	2'16.216	220,9	12:06'56.903
7	46.710	42.667	44.712	2'14.089	224,1	12:09'10.992
8	46.365	41.984	44.716	2'13.065	222,7	12:11'24.057
9	46.052	41.825	44.489	2'12.366	223,1	12:13'36.423
10	45.864	41.700	44.442	2'12.006	224,1	12:15'48.429
11	46.362	41.281	44.318	2'11.961	222,2	12:18'00.390
12	46.001	41.385	44.263	2'11.649	223,1	12:20'12.039

04/10/2020

P = Pits In/Out - C = Lap Time Cancelled



ACI Racing Weekend Mugello 01-04 Ottobre 2020

Italian F4 Championship Powered by Abarth - Analysis Race 2

Aut. Int. Mugello Auto 5.245 m

Start at 11:50'06.942

3 / 4

13	45.628	41.222	44.341	2'11.191	225,0	12:22'23.230
14	45.495	40.996	44.178	2'10.669	225,5	12:24'33.899

Race Time 34'26.957

35 P. DELLI GUANTI (2'09.625)						
Lap	Seg.1	Seg.2	Seg.3	Lap Time	km/h	Local Time
1		1'08.544	1'11.906	3'55.587		11:54'02.529
2	1'13.683	1'14.998	1'17.387	3'46.068	112,2	11:57'48.597
3	47.728	44.919	45.307	2'17.954	220,9	12:00'06.551
4	46.347	41.837	44.431	2'12.615	217,3	12:02'19.166
5	46.217	42.303	44.230	2'12.750	221,3	12:04'31.916
6	46.350	41.927	44.779	2'13.056	221,8	12:06'44.972
7	45.537	41.943	44.901	2'12.381	222,2	12:08'57.353
8	46.111	42.341	44.501	2'12.953	224,1	12:11'10.306
9	46.075	41.840	45.126	2'13.041	226,9	12:13'23.347
10	45.373	41.349	44.447	2'11.169	225,0	12:15'34.516
11	45.471	41.621	44.307	2'11.399	225,5	12:17'45.915
12	46.047	41.431	44.888	2'12.366	227,8	12:19'58.281
13	45.609	41.287	43.919	2'10.815	226,9	12:22'09.096
14	44.903	40.571	44.151	2'09.625	228,8	12:24'18.721

Race Time 34'11.779

46 G. MINI (2'09.564)						
Lap	Seg.1	Seg.2	Seg.3	Lap Time	km/h	Local Time
1		1'09.196	1'11.953	3'48.104		11:53'55.046
2	1'13.432	1'16.013	1'18.802	3'48.247	111,0	11:57'43.293
3	46.200	41.923	44.574	2'12.697	222,2	11:59'55.990
4	45.047	41.692	44.206	2'10.945	219,5	12:02'06.935
5	45.049	41.168	44.261	2'10.478	221,3	12:04'17.413
6	45.220	40.935	44.029	2'10.184	220,9	12:06'27.597
7	44.868	41.278	44.091	2'10.237	224,1	12:08'37.834
8	45.255	41.286	44.653	2'11.194	222,7	12:10'49.028
9	46.432	40.978	43.871	2'11.281	228,3	12:13'00.309
10	44.730	41.154	43.956	2'09.840	227,8	12:15'10.149
11	44.945	40.851	43.929	2'09.725	226,4	12:17'19.874
12	44.711	41.015	43.838	2'09.564	226,9	12:19'29.438
13	45.573	41.289	43.823	2'10.685	227,8	12:21'40.123
14	45.026	41.123	44.152	2'10.301	227,8	12:23'50.424

Race Time 33'43.482

48 J. SALMENAUTIO (2'10.029)						
Lap	Seg.1	Seg.2	Seg.3	Lap Time	km/h	Local Time
1		1'08.421	1'11.781	3'56.587		11:54'03.529
2	1'13.411	1'14.972	1'16.908	3'45.291	106,4	11:57'48.820
3	48.929	44.685	47.372	2'20.986	221,8	12:00'09.806
4	57.729	44.488	46.142	2'28.359	223,6	12:02'38.165
5	48.280	44.111	45.877	2'18.268	224,1	12:04'56.433
6	46.575	42.943	45.246	2'14.764	211,8	12:07'11.197
7	46.229	42.195	44.837	2'13.261	227,8	12:09'24.458
8	46.417	42.930	44.585	2'13.932	225,5	12:11'38.390
9	45.404	41.679	44.839	2'11.922	225,5	12:13'50.312
10	46.557	41.567	44.012	2'12.136	223,6	12:16'02.448
11	45.759	41.265	44.129	2'11.153	222,7	12:18'13.601
12	44.994	40.924	44.111	2'10.029	225,0	12:20'23.630
13	45.649	41.326	44.559	2'11.534	226,4	12:22'35.164
14	45.120	41.448	43.731	2'10.299	225,0	12:24'45.463

Race Time 34'38.521

51 F. PIZZI (2'20.456)						
Lap	Seg.1	Seg.2	Seg.3	Lap Time	km/h	Local Time
1		1'08.267	1'11.727	3'58.142		11:54'05.084
2	1'13.743	1'14.407	1'16.584	3'44.734	105,8	11:57'49.818
3	48.768	45.328	46.360	2'20.456	220,9	12:00'10.274

Race Time 10'03.332

52 J. CRAWFORD (2'10.708)						
Lap	Seg.1	Seg.2	Seg.3	Lap Time	km/h	Local Time
1		1'08.547	1'11.890	3'53.819		11:54'00.761
2	1'13.857	1'14.741	1'18.304	3'46.902	124,4	11:57'47.663
3	48.237	43.411	45.334	2'16.982	221,3	12:00'04.645
4	46.671	42.233	45.031	2'13.935	220,4	12:02'18.580
5	46.501	41.993	44.407	2'12.901	221,8	12:04'31.481
6	46.481	41.880	44.582	2'12.943	222,2	12:06'44.424
7	45.785	41.872	45.208	2'12.865	224,1	12:08'57.289
8	45.831	42.449	44.662	2'12.942	225,0	12:11'10.231
9	45.839	42.022	44.750	2'12.611	227,8	12:13'22.842
10	45.653	41.466	44.301	2'11.420	226,4	12:15'34.262
11	45.522	41.380	44.562	2'11.464	225,0	12:17'45.726
12	46.100	41.237	45.175	2'12.512	227,4	12:19'58.238
13	45.375	41.183	44.252	2'10.810	229,3	12:22'09.048
14	45.590	41.015	44.103	2'10.708	227,8	12:24'19.756

Race Time 34'12.814

66 Z. CHOVANEC (2'12.396)						
Lap	Seg.1	Seg.2	Seg.3	Lap Time	km/h	Local Time
1		1'08.373	1'11.890	3'57.555		11:54'04.497
2	1'13.285	1'14.713	1'17.272	3'45.270	100,7	11:57'49.767
3	48.618	44.282	47.422	2'20.322	216,4	12:00'10.089
4	56.734	44.990	45.362	2'27.086	223,1	12:02'37.175
5	47.264	43.175	45.225	2'15.664	225,9	12:04'52.839
6	47.807	42.438	44.279	2'14.524	216,9	12:07'07.363
7	52.309	42.308	44.422	2'19.039	222,7	12:09'26.402
8	45.940	42.006	44.450	2'12.396	228,8	12:11'38.798
9	46.142	42.295	44.543	2'12.980	225,5	12:13'51.778

Race Time 23'44.836

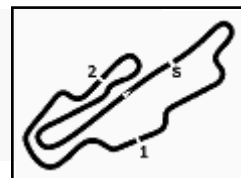
68 S. RAMOS REYNOSO (2'10.834)						
Lap	Seg.1	Seg.2	Seg.3	Lap Time	km/h	Local Time
1		1'08.791	1'12.277	3'51.116		11:53'58.058
2	1'13.527	1'15.037	1'18.617	3'47.181	120,4	11:57'45.239
3	46.810	42.947	45.234	2'14.991	217,7	12:00'00.230
4	46.272	43.565	45.239	2'15.076	221,8	12:02'15.306
5	45.962	42.011	44.975	2'12.948	221,3	12:04'28.254
6	46.478	41.992	44.726	2'13.196	221,3	12:06'41.450
7	45.591	41.599	44.570	2'11.760	224,1	12:08'53.210
8	46.010	41.624	44.583	2'12.217	225,5	12:11'05.427
9	45.887	41.138	44.509	2'11.534	226,4	12:13'16.961
10	45.163	41.481	44.237	2'10.881	225,5	12:15'27.842
11	45.564	41.230	44.430	2'11.224	223,1	12:17'39.066
12	1'02.665	40.902	44.338	2'27.905	225,9	12:20'06.971
13	46.014	41.152	44.426	2'11.592	223,6	12:22'18.563
14	45.176	41.095	44.563	2'10.834	222,7	12:24'29.397

Race Time 34'22.455

72 L. FORNAROLI (2'10.171)						
Lap	Seg.1	Seg.2	Seg.3	Lap Time	km/h	Local Time
1		1'08.492	1'12.057	3'54.646		11:54'01.588
2	1'13.790	1'14.751	1'18.088	3'46.629	119,7	11:57'48.217
3	48.488	44.736	45.662	2'18.886	216,4	12:00'07.103
4	46.206	42.213	44.521	2'12.940	220,4	12:02'20.043
5	45.731	42.275	44.480	2'12.486	222,7	12:04'32.529
6	46.113	42.095	44.748	2'12.956	219,5	12:06'45.485
7	45.597	41.781	44.857	2'12.235	225,0	12:08'57.720
8	46.149	42.219	44.669	2'13.037	225,0	12:11'10.757
9	45.889	41.930	45.114	2'12.933	226,9	12:13'23.690
10	45.256	41.669	44.241	2'11.166	228,8	12:15'34.856
11	45.441	41.559	44.519	2'11.519	227,8	12:17'46.375
12	45.861	41.511	44.801	2'12.173	227,8	12:19'58.548
13	46.066	41.359	43.897	2'11.322	231,8	12:22'09.870

04/10/2020

P = Pits In/Out - C = Lap Time Cancelled



ACI Racing Weekend Mugello 01-04 Ottobre 2020

Italian F4 Championship Powered by Abarth - Analysis Race 2

Aut. Int. Mugello Auto 5.245 m

Start at 11:50'06.942

4 / 4

14	45.206	41.445	43.520	2'10.171	228,8	12:24'20.041
Race Time 34'13.099						

76 V. CATINO (2'11.239)						
Lap	Seg.1	Seg.2	Seg.3	Lap Time	km/h	Local Time
1		1'09.272	1'11.350	4'09.001		11:54'15.943
2	1'13.268	1'12.864	1'13.062	3'39.194	113,7	11:57'55.137
3	50.662	46.681	46.212	2'23.555	210,9	12:00'18.692
4	50.167	44.567	46.034	2'20.768	218,2	12:02'39.460
5	48.658	44.194	45.336	2'18.188	220,9	12:04'57.648
6	48.138	43.862	45.804	2'17.804	204,5	12:07'15.452
7	47.050	43.190	44.630	2'14.870	221,8	12:09'30.322
8	57.934	42.938	44.409	2'25.281	223,6	12:11'55.603
9	46.963	42.701	44.873	2'14.537	224,1	12:14'10.140
10	47.021	42.558	44.508	2'14.087	222,7	12:16'24.227
11	46.820	41.993	44.406	2'13.219	221,3	12:18'37.446
12	45.914	41.716	44.078	2'11.708	223,1	12:20'49.154
13	46.065	41.737	44.305	2'12.107	224,5	12:23'01.261
14	45.953	41.183	44.103	2'11.239	225,5	12:25'12.500
Race Time 35'05.558						

77 A. ROSSO (2'08.345)						
Lap	Seg.1	Seg.2	Seg.3	Lap Time	km/h	Local Time
1		1'08.807	1'12.642	3'50.538		11:53'57.480
2	1'13.170	1'15.204	1'18.542	3'46.916	112,0	11:57'44.396
3	46.237	42.258	44.623	2'13.118	219,5	11:59'57.514
4	46.260	41.243	44.249	2'11.752	223,6	12:02'09.266
5	45.593	41.233	44.066	2'10.892	223,1	12:04'20.158
6	45.503	41.032	44.266	2'10.801	222,2	12:06'30.959
7	44.975	40.652	43.941	2'09.568	223,6	12:08'40.527
8	45.038	40.725	43.804	2'09.567	223,1	12:10'50.094
9	45.555	41.212	44.257	2'11.024	225,0	12:13'01.118
10	44.758	40.646	43.843	2'09.247	225,5	12:15'10.365
11	45.168	40.853	43.748	2'09.769	228,3	12:17'20.134
12	44.719	40.951	43.890	2'09.560	228,8	12:19'29.694
13	44.393	40.144	44.175	2'08.712	230,3	12:21'38.406
14	44.639	40.085	43.621	2'08.345	224,1	12:23'46.751
Race Time 33'39.809 + 10.000Pen						

84 F. SIMONAZZI (2'09.907)						
Lap	Seg.1	Seg.2	Seg.3	Lap Time	km/h	Local Time
1		1'08.972	1'12.291	3'49.353		11:53'56.295
2	1'13.504	1'15.547	1'19.053	3'48.104	113,0	11:57'44.399
3	47.313	42.956	45.320	2'15.589	218,2	11:59'59.988
4	46.136	42.372	44.676	2'13.184	218,2	12:02'13.172
5	46.883	42.218	44.833	2'13.934	220,9	12:04'27.106
6	46.886	41.738	44.608	2'13.232	220,4	12:06'40.338
7	45.611	41.810	44.372	2'11.793	222,2	12:08'52.131
8	47.923	41.826	44.381	2'14.130	222,7	12:11'06.261
9	45.876	41.625	44.068	2'11.569	227,4	12:13'17.830
10	45.481	41.570	45.090	2'12.141	227,4	12:15'29.971
11	46.087	41.185	43.636	2'10.908	224,5	12:17'40.879
12	44.876	41.124	43.907	2'09.907	225,5	12:19'50.786
13	45.144	41.101	43.811	2'10.056	227,4	12:22'00.842
14	45.153	40.983	44.311	2'10.447	226,9	12:24'11.289
Race Time 34'04.347						

85 G. BORTOLETO OLIVEIRA (2'08.918)						
Lap	Seg.1	Seg.2	Seg.3	Lap Time	km/h	Local Time
1		1'09.097	1'12.113	3'47.619		11:53'54.561
2	1'13.017	1'16.240	1'18.962	3'48.219	117,9	11:57'42.780
3	46.834	42.443	44.406	2'13.683	218,6	11:59'56.463
4	45.524	41.341	44.253	2'11.118	220,0	12:02'07.581
5	45.352	41.137	44.015	2'10.504	221,3	12:04'18.085

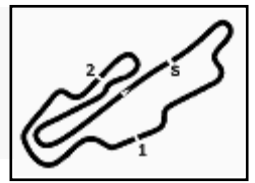
6	45.334	41.059	43.948	2'10.341	221,8	12:06'28.426
7	44.734	41.056	44.140	2'09.930	223,1	12:08'38.356
8	44.933	41.349	44.055	2'10.337	223,6	12:10'48.693
9	46.148	40.610	43.755	2'10.513	222,7	12:12'59.206
10	44.565	40.531	43.822	2'08.918	224,1	12:15'08.124
11	45.475	40.576	43.883	2'09.934	223,1	12:17'18.058
12	44.647	40.569	44.020	2'09.236	224,5	12:19'27.294
13	44.539	40.568	43.923	2'09.030	225,0	12:21'36.324
14	44.502	40.547	43.995	2'09.044	225,0	12:23'45.368
Race Time 33'38.426						

86 B. VALINTI (2'11.082)						
Lap	Seg.1	Seg.2	Seg.3	Lap Time	km/h	Local Time
1		1'09.426	1'11.280	4'00.691		11:54'07.633
2	1'12.929	1'14.186	1'16.875	3'43.990	86,5	11:57'51.623
3	48.973	45.073	1'47.389	3'21.435P	214,3	12:01'13.058
4	51.599	43.857	45.604	2'21.060P	152,1	12:03'34.118
5	46.796	42.704	45.858	2'15.358	216,9	12:05'49.476
6	46.352	42.801	45.403	2'14.556	217,3	12:08'04.032
7	45.998	42.540	45.401	2'13.939	217,7	12:10'17.971
8	46.181	42.311	45.101	2'13.593	218,6	12:12'31.564
9	45.849	42.155	44.934	2'12.938	220,4	12:14'44.502
10	45.685	42.301	45.015	2'13.001	219,1	12:16'57.503
11	46.261	42.278	44.712	2'13.251	219,5	12:19'10.754
12	45.443	41.749	44.792	2'11.984	220,9	12:21'22.738
13	45.481	41.559	44.612	2'11.652	220,9	12:23'34.390
14	45.247	41.226	44.609	2'11.082	220,4	12:25'45.472
Race Time 35'38.530						

88 H. AL QUBAISI (2'11.961)						
Lap	Seg.1	Seg.2	Seg.3	Lap Time	km/h	Local Time
1		1'09.630	1'11.185	4'04.405		11:54'11.347
2	1'13.256	1'12.977	1'15.781	3'42.014	92,2	11:57'53.361
3	50.980	45.305	46.512	2'22.797	216,9	12:00'16.158
4	49.143	44.433	45.747	2'19.323	219,5	12:02'35.481
5	47.853	44.082	45.387	2'17.322	219,1	12:04'52.803
6	47.320	44.035	45.472	2'16.827	218,6	12:07'09.630
7	46.538	43.188	44.722	2'14.448	220,9	12:09'24.078
8	46.651	42.916	44.651	2'14.218	220,4	12:11'38.296
9	46.345	42.197	44.943	2'13.485	220,9	12:13'51.781
10	1'10.405	44.850	45.808	2'41.063	221,8	12:16'32.844
11	46.605	41.937	45.277	2'13.819	217,3	12:18'46.663
12	45.337	41.667	45.529	2'12.533	218,6	12:20'59.196
13	45.284	42.061	44.616	2'11.961	218,6	12:23'11.157
14	45.945	42.139	44.740	2'12.824	218,6	12:25'23.981
Race Time 35'17.039						

04/10/2020

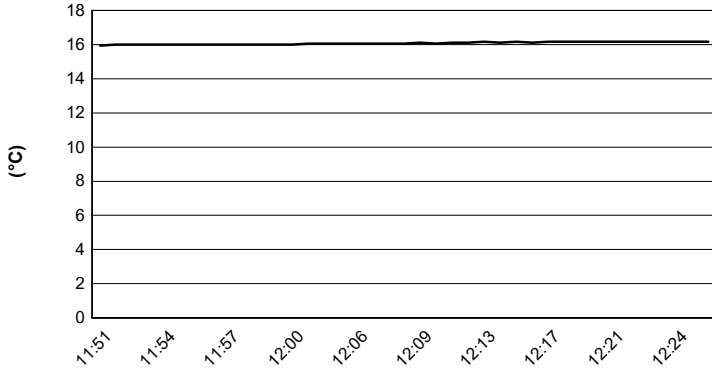
P = Pits In/Out - C = Lap Time Cancelled



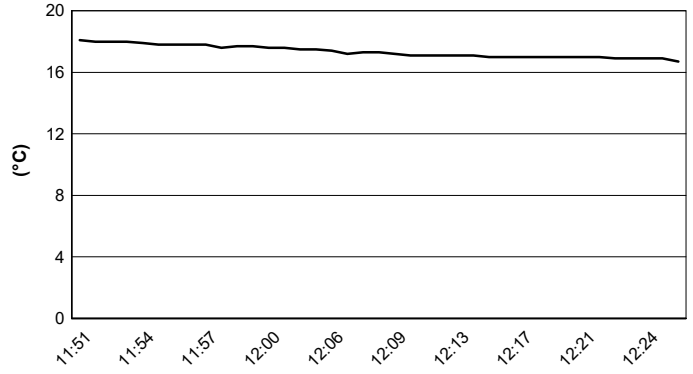
ACI Racing Weekend Mugello 01-04 Ottobre 2020
Italian F4 Championship Powered by Abarth - Weather Report Race 2
Session started 11:51 - Session ended 12:25

Aut. Int. Mugello Auto 5.245 m

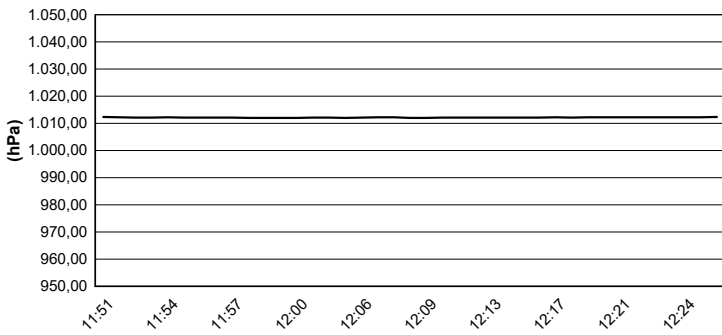
Air Temperature



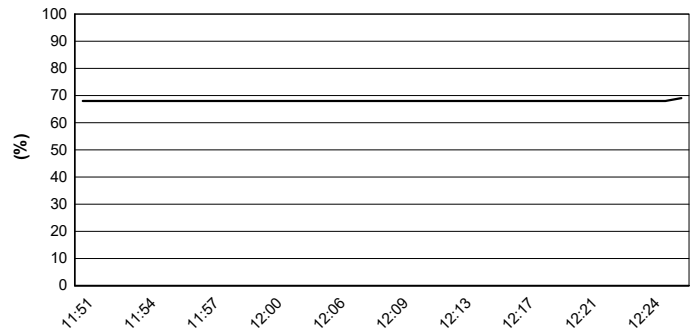
Track Temperature



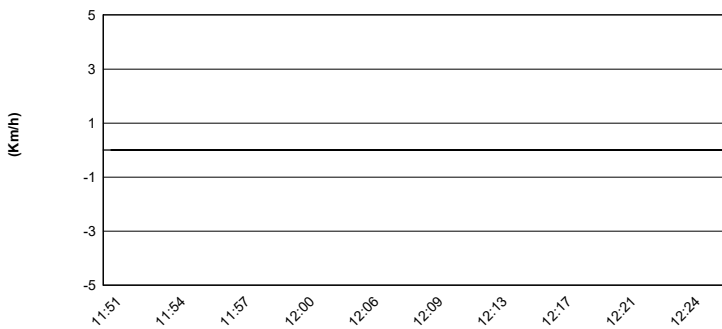
Air Pressure



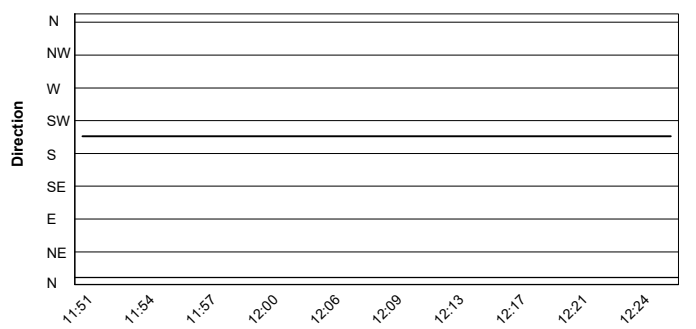
Humidity



Wind Speed



Wind Direction



04/10/2020