

ACI Racing Weekend Mugello 01-04 Ottobre 2020

Italian F4 Championship Powered by Abarth - Results Race 3

Aut. Int. Mugello Auto 5.245 m

Laps 16 = 83,920 km - Avg 152,676 km/h - Race Time 32'58.776

No.	Driver	Nat	Entrant	Team	Car	Class	Laps	Time	Gap	Rel.	Fastest Lap
1	46 MINI Gabriele	ITA	Prema Powerteam	Prema Powerteam	Tatuus F4 T-014 Abarth	R	16	32'58.776		3	1'48.125
2	7 BEGANOVIC Dino	SWE	Prema Powerteam	Prema Powerteam	Tatuus F4 T-014 Abarth	R	16	32'59.970	1.194	1.194	9 1'48.385
3P	85 BORTOLETO OLIVEIRA Gabriel	BRA	Prema Powerteam	Prema Powerteam	Tatuus F4 T-014 Abarth	R	16	33'04.423	5.647	4.453	3 1'48.398
4	77 ROSSO Andrea	ITA	Cram Motorsport	Cram Motorsport	Tatuus F4 T-014 Abarth	R	16	33'06.647	7.871	2.224	3 1'48.984
5	51 PIZZI Francesco	ITA	Van Amersfoort Racing	Van Amersfoort Racing	Tatuus F4 T-014 Abarth	R	16	33'06.921	8.145	0.274	2 1'48.661
6	66 CHOVANEC Zdenek	CZE	Bhaitech	Bhaitech	Tatuus F4 T-014 Abarth	R	16	33'13.314	14.538	6.393	11 1'49.551
7	6 MONTONA Sebastian	COL	Prema Powerteam	Prema Powerteam	Tatuus F4 T-014 Abarth	R	16	33'13.568	14.792	0.254	12 1'48.242
8	48 SALMENAUTIO Jesse	FIN	Bhaitech	Bhaitech	Tatuus F4 T-014 Abarth	R	16	33'14.476	15.700	0.908	12 1'49.202
9	84 SIMONAZZI Francesco	ITA	BVM Racing	BVM Technorace	Tatuus F4 T-014 Abarth	R	16	33'15.570	16.794	1.094	3 1'49.118
10	68 RAMOS REYNOSO Santiago	MEX	Jenzer Motorsport	Jenzer Motorsport	Tatuus F4 T-014 Abarth	R	16	33'17.636	18.860	2.066	12 1'49.362
11	14 UGRAN Filip	ROU	Jenzer Motorsport	Jenzer Motorsport	Tatuus F4 T-014 Abarth	R	16	33'17.663	18.887	0.027	3 1'49.182
12	35 DELLI GUANTI Pietro	ITA	BVM Racing	BVM Technorace	Tatuus F4 T-014 Abarth	R	16	33'17.689	18.913	0.026	2 1'49.279
13	21 GNOS Axel	CHE	G4 Racing	G4 Racing	Tatuus F4 T-014 Abarth	R	16	33'18.895	20.119	1.206	9 1'49.139
14	72 FORNAROLI Leonardo	ITA	Iron Lynx	Iron Lynx	Tatuus F4 T-014 Abarth	R	16	33'19.315	20.539	0.420	10 1'49.490
15	19 OGAARD Sebastian	DEN	Bhaitech	Bhaitech	Tatuus F4 T-014 Abarth	R	16	33'19.370	20.594	0.055	14 1'49.398
16	28 BRASCHI Francesco	ITA	Jenzer Motorsport	Jenzer Motorsport	Tatuus F4 T-014 Abarth	R	16	33'20.019	21.243	0.649	10 1'49.658
17	3 SMAL Kyrill	RUS	Prema Powerteam	Prema Powerteam	Tatuus F4 T-014 Abarth	R	16	33'21.323	22.547	1.304	8 1'49.398
18	52 CRAWFORD Jak	USA	Van Amersfoort Racing	Van Amersfoort Racing	Tatuus F4 T-014 Abarth	R	16	33'23.954	25.178	2.631	3 1'48.976
19	15 WISNICKI Piotr	POL	Jenzer Motorsport	Jenzer Motorsport	Tatuus F4 T-014 Abarth	R	16	33'25.090	26.314	1.136	8 1'50.097
20	13 FERATI Jasin	CHE	Jenzer Motorsport	Jenzer Motorsport	Tatuus F4 T-014 Abarth	R	16	33'25.907	27.131	0.817	12 1'50.245
21	27 FREYMUTH Sebastian	DEU	AS Motorsport	AS Motorsport	Tatuus F4 T-014 Abarth	R	16	33'26.186	27.410	0.279	10 1'49.995
22	11 PATTERSON Dexter Macham	GBR	Bhaitech	Bhaitech	Tatuus F4 T-014 Abarth	R	16	33'26.932	28.156	0.746	9 1'50.075
23	88 AL QUBAIS Hamda	UAE	Abu Dhabi Racing	Abu Dhabi Racing	Tatuus F4 T-014 Abarth	R	16	33'27.414	28.638	0.482	12 1'49.633
24	31 BARNARD Taylor	GBR	AKM Motorsport	AKM Motorsport	Tatuus F4 T-014 Abarth	R	16	33'29.302	30.526	1.888	8 1'50.172
25	86 VALINT Bence	HUN	Van Amersfoort Racing	Van Amersfoort Racing	Tatuus F4 T-014 Abarth	R	16	33'49.507	50.731	20.205	13 1'49.056
26	17 EDGAR Jonny	GBR	Van Amersfoort Racing	Van Amersfoort Racing	Tatuus F4 T-014 Abarth	R	14	29'28.373	2 Laps	2 Laps	3 1'48.389
----- Not Classified -----											
RET	8 CENYU Han	CHN	Van Amersfoort Racing	Van Amersfoort Racing	Tatuus F4 T-014 Abarth	R	3	5'48.916	13 Laps		3 1'51.317
RET	9 PATRESE Lorenzo	ITA	AKM Motorsport	AKM Motorsport	Tatuus F4 T-014 Abarth	R	3	5'49.420	13 Laps		3 1'51.334
RET	76 CATINO Vittorio	ITA	Cram Motorsport	Cram Motorsport	Tatuus F4 T-014 Abarth	R	2	3'59.519	14 Laps		2 1'51.524

Starting: 29 Classified: 26 Not Classified: 0 Retired: 3 Not Started: 0
 Fastest Lap N. 3 No. 46 Gabriele Mini Time 1'48.125 Avg. 174,631 Km/h

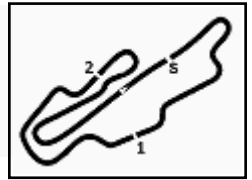
N. 85 (Bortoleto Oliveira G.) Time Penalty 5 sec (Contact T1 with 17)

Humidity:	68%	AIR	18°C
Condition:	WET	Temp:	15°C

Race Director : Alessandro Ferrari

Clerk of the Course : Antonio Canu

04/10/2020 Start 16:43 End 17:24



ACI Racing Weekend Mugello 01-04 Ottobre 2020
Italian F4 Championship Powered by Abarth - Results by Class Race 3

Aut. Int. Mugello Auto 5.245 m

Rookie

Laps 16 = 83,920 km - Avg 152,676 km/h - Race Time 32'58.776

No.	Driver	Nat	Entrant	Team	Car	Laps	Time	Gap	Rel.	Fastest Lap
1	46 MINI Gabriele	ITA	Prema Powerteam	Prema Powerteam	Tatuus F4 T-014 Abarth	16	32'58.776		3	1'48.125
2	7 BEGANOVIC Dino	SWE	Prema Powerteam	Prema Powerteam	Tatuus F4 T-014 Abarth	16	32'59.970	1.194	1.194	9 1'48.385
3P	85 BORTOLETO OLIVEIRA Gabriel	BRA	Prema Powerteam	Prema Powerteam	Tatuus F4 T-014 Abarth	16	33'04.423	5.647	4.453	3 1'48.398
4	77 ROSSO Andrea	ITA	Cram Motorsport	Cram Motorsport	Tatuus F4 T-014 Abarth	16	33'06.647	7.871	2.224	3 1'48.984
5	51 PIZZI Francesco	ITA	Van Amersfoort Racing	Van Amersfoort Racing	Tatuus F4 T-014 Abarth	16	33'06.921	8.145	0.274	2 1'48.661
6	66 CHOVANEC Zdenek	CZE	Bhaitech	Bhaitech	Tatuus F4 T-014 Abarth	16	33'13.314	14.538	6.393	11 1'49.551
7	6 MONTOYA Sebastian	COL	Prema Powerteam	Prema Powerteam	Tatuus F4 T-014 Abarth	16	33'13.568	14.792	0.254	12 1'48.242
8	84 SIMONAZZI Francesco	ITA	BVM Racing	BVM Technorace	Tatuus F4 T-014 Abarth	16	33'15.570	16.794	2.002	3 1'49.118
9	68 RAMOS REYNOSO Santiago	MEX	Jenzer Motorsport	Jenzer Motorsport	Tatuus F4 T-014 Abarth	16	33'17.636	18.860	2.066	12 1'49.362
10	35 DELLI GUANTI Pietro	ITA	BVM Racing	BVM Technorace	Tatuus F4 T-014 Abarth	16	33'17.689	18.913	0.053	2 1'49.279
11	72 FORNAROLI Leonardo	ITA	Iron Lynx	Iron Lynx	Tatuus F4 T-014 Abarth	16	33'19.315	20.539	1.626	10 1'49.490
12	19 OGAARD Sebastian	DEN	Bhaitech	Bhaitech	Tatuus F4 T-014 Abarth	16	33'19.370	20.594	0.055	14 1'49.398
13	28 BRASCHI Francesco	ITA	Jenzer Motorsport	Jenzer Motorsport	Tatuus F4 T-014 Abarth	16	33'20.019	21.243	0.649	10 1'49.658
14	3 SMAL Kyrill	RUS	Prema Powerteam	Prema Powerteam	Tatuus F4 T-014 Abarth	16	33'21.323	22.547	1.304	8 1'49.398
15	15 WISNICKI Piotr	POL	Jenzer Motorsport	Jenzer Motorsport	Tatuus F4 T-014 Abarth	16	33'25.090	26.314	3.767	8 1'50.097
16	13 FERATI Jasin	CHE	Jenzer Motorsport	Jenzer Motorsport	Tatuus F4 T-014 Abarth	16	33'25.907	27.131	0.817	12 1'50.245
17	11 PATTERSON Dexter Macham	GBR	Bhaitech	Bhaitech	Tatuus F4 T-014 Abarth	16	33'26.932	28.156	1.025	9 1'50.075
18	88 AL QUBAISI Hamda	UAE	Abu Dhabi Racing	Abu Dhabi Racing	Tatuus F4 T-014 Abarth	16	33'27.414	28.638	0.482	12 1'49.633
19	31 BARNARD Taylor	GBR	AKM Motorsport	AKM Motorsport	Tatuus F4 T-014 Abarth	16	33'29.302	30.526	1.888	8 1'50.172
20	86 VALINT Bence	HUN	Van Amersfoort Racing	Van Amersfoort Racing	Tatuus F4 T-014 Abarth	16	33'49.507	50.731	20.205	13 1'49.056
----- Not Classified -----										
RET	8 CENYU Han	CHN	Van Amersfoort Racing	Van Amersfoort Racing	Tatuus F4 T-014 Abarth	3	5'48.916	13 Laps		3 1'51.317
RET	9 PATRESE Lorenzo	ITA	AKM Motorsport	AKM Motorsport	Tatuus F4 T-014 Abarth	3	5'49.420	13 Laps		3 1'51.334
RET	76 CATINO Vittorio	ITA	Cram Motorsport	Cram Motorsport	Tatuus F4 T-014 Abarth	2	3'59.519	14 Laps		2 1'51.524

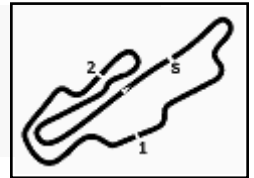
Starting: 23 Classified: 20 Not Classified: 0 Retired: 3 Not Started: 0
 Fastest Lap N. 3 No. 46 Gabriele Mini Time 1'48.125 Avg. 174,631 Km/h

Humidity:	68%	AIR	18°C
Condition:	WET	Temp:	15°C

Race Director : Alessandro Ferrari

Clerk of the Course : Antonio Canu

04/10/2020 Start 16:43 End 17:24



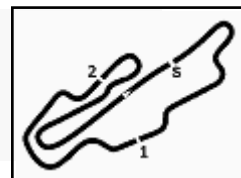
ACI Racing Weekend Mugello 01-04 Ottobre 2020

Italian F4 Championship Powered by Abarth - Lap Chart Race 3

Aut. Int. Mugello Auto 5.245 m

	Lap															
	1	2	3	4	5	6	7	8	9	10	11	12	13	14	15	16
1	46	46	46	46	46	46	46	46	46	46	46	46	46	46	46	46
2	85	85	85	85	85	85	85	85	85	85	85	85	85	85	85	85
3	17	17	17	17	17	17	7	7	7	7	7	7	7	7	7	7
4	7	7	7	7	7	7	77	77	77	77	77	77	77	77	77	77
5	77	77	77	77	77	77	52	52	52	52	52	51	51	51	51	51
6	84	84	84	84	84	84	51	51	51	51	51	52	52	52	66	66
7	21	21	52	52	52	52	17	17	17	17	17	17	17	17	6	6
8	52	52	21	21	21	21	84	84	35	35	35	35	35	66	52	48
9	35	35	35	51	51	51	35	35	84	66	66	66	66	35	84	84
10	68	51	51	35	35	21	66	66	84	84	84	6	6	48	68	
11	51	68	68	68	68	68	68	21	21	6	6	84	84	35	14	
12	28	28	28	66	66	66	66	21	6	6	68	68	48	48	68	35
13	66	66	66	28	28	28	6	6	68	48	48	48	68	68	14	21
14	72	72	48	6	6	6	48	48	48	68	72	72	72	14	72	72
15	19	48	6	48	48	48	28	28	72	72	21	21	14	72	21	19
16	48	6	72	72	72	72	72	28	28	28	14	21	19	19	28	
17	6	19	19	19	19	19	19	19	19	14	28	19	21	28	3	
18	3	3	86	27	27	27	27	27	14	14	19	19	28	28	3	52
19	11	11	27	86	86	86	14	14	27	27	27	27	3	3	15	15
20	86	27	8	13	13	13	13	13	13	13	13	13	13	13	13	13
21	27	86	9	31	31	31	15	15	15	15	3	3	15	15	27	27
22	8	8	13	15	15	15	31	31	3	3	15	15	27	27	11	11
23	9	9	31	14	14	14	88	3	31	31	11	11	11	11	88	88
24	13	13	15	88	88	88	3	11	11	11	31	88	88	88	31	31
25	31	31	14	11	11	11	11	88	88	88	88	31	31	31	86	86
26	15	15	88	3	3	3	86	86	86	86	86	86	86	86		
27	88	76	11													
28	76	14	3													
29	14	88														

Final Result		
1	46 MINI G.	Laps 16
2	7 BEGANOVIC D.	1.194
3	85 BORTOLETO OLIVEIRA G. (P)	6.647
4	77 ROSSO A.	7.871
5	51 PIZZI F.	8.145
6	66 CHOVANEC Z.	14.538
7	6 MONTOYA S.	14.792
8	48 SALMENAUTIO J.	15.700
9	84 SIMONAZZI F.	16.794
10	68 RAMOS REYNOSO S.	18.860
11	14 UGRAN F.	18.887
12	35 DELLI GUANTI P.	18.913
13	21 GNOS A.	20.119
14	72 FORNAROLI L.	20.539
15	19 OGAARD S.	20.594
16	28 BRASCHI F.	21.243
17	3 SMAL K.	22.547
18	52 CRAWFORD J.	25.178
19	15 WISNICKI P.	26.314
20	13 FERATI J.	27.131
21	27 FREYMUTH S.	27.410
22	11 PATTERSON D.	28.156
23	88 AL QUBAISI H.	28.638
24	31 BARNARD T.	30.526
25	86 VALINT B.	50.731
26	17 EDGAR J.	2 Laps
RET	8 CENYU H.	13 Laps
RET	9 PATRESE L.	13 Laps
RET	76 CATINO V.	14 Laps



ACI Racing Weekend Mugello 01-04 Ottobre 2020

Italian F4 Championship Powered by Abarth - Analysis Race 3

Aut. Int. Mugello Auto 5.245 m

Start at 16:43'18.813

1 / 5

3 K. SMAL (1'49.398)

Lap	Seg.1	Seg.2	Seg.3	Lap Time	km/h	Local Time
1		34.535	39.626	2'03.930		16:45'22.743
2	37.939	33.642	39.797	1'51.378	229,8	16:47'14.121
3	37.733	33.693	1'48.560	2'59.986P	233,3	16:50'14.107
4	44.614	35.192	40.919	2'00.725P	155,0	16:52'14.832
5	39.659	45.564	1'12.771	2'37.994	219,1	16:54'52.826
6	1'14.277	1'09.579	1'00.103	3'23.959	128,4	16:58'16.785
7	38.802	33.607	40.063	1'52.472	233,8	17:00'09.257
8	37.475	32.773	39.150	1'49.398	236,3	17:01'58.655
9	37.813	32.971	39.519	1'50.303	238,9	17:03'48.958
10	38.593	32.748	39.614	1'50.955	231,3	17:05'39.913
11	37.926	32.769	39.297	1'49.992	234,3	17:07'29.905
12	37.393	32.879	39.258	1'49.530	232,3	17:09'19.435
13	37.571	32.671	39.429	1'49.671	233,8	17:11'09.106
14	37.683	33.305	39.293	1'50.281	231,3	17:12'59.387
15	37.773	32.799	39.341	1'49.913	233,3	17:14'49.300
16	37.868	33.419	39.549	1'50.836	232,8	17:16'40.136
Race Time 33'21.323						

3 **38.279** **33.095** 39.943 **1'51.317** 226,9 16:49'07.729

Race Time 5'48.916

9 L. PATRESE (1'51.334)

Lap	Seg.1	Seg.2	Seg.3	Lap Time	km/h	Local Time
1		35.335	40.163	2'06.717		16:45'25.530
2	38.125	33.437	39.807	1'51.369	227,8	16:47'16.899
3	38.054	33.593	39.687	1'51.334	231,3	16:49'08.233
Race Time 5'49.420						

11 D. PATTERSON (1'50.075)

Lap	Seg.1	Seg.2	Seg.3	Lap Time	km/h	Local Time
1		34.820	39.998	2'04.780		16:45'23.593
2	38.186	32.973	39.626	1'50.785	229,8	16:47'14.378
3	37.761	33.603	1'30.673	2'42.037P	233,8	16:49'56.415
4	42.592	33.998	40.100	1'56.690P	154,7	16:51'53.105
5	40.137	1'04.965	1'12.279	2'57.381	216,4	16:54'50.486
6	1'14.622	1'10.416	1'01.195	3'26.233	115,3	16:58'16.719
7	38.685	33.656	40.344	1'52.685	230,3	17:00'09.404
8	37.873	32.965	39.506	1'50.344	236,3	17:01'59.748
9	37.600	33.008	39.467	1'50.075	229,8	17:03'49.823
10	38.135	33.314	39.557	1'51.006	232,3	17:05'40.829
11	37.732	32.943	39.561	1'50.236	234,8	17:07'31.065
12	37.695	33.162	39.706	1'50.563	230,8	17:09'21.628
13	37.757	33.357	39.715	1'50.829	229,3	17:11'12.457
14	37.824	33.364	39.618	1'50.806	230,8	17:13'03.263
15	37.706	33.423	39.661	1'50.790	230,3	17:14'54.053
16	38.309	33.698	39.685	1'51.692	230,8	17:16'45.745
Race Time 33'26.932						

6 S. MONTROYA (1'48.242)

Lap	Seg.1	Seg.2	Seg.3	Lap Time	km/h	Local Time
1		34.292	39.402	2'03.025		16:45'21.838
2	38.479	33.505	39.401	1'51.385	229,8	16:47'13.223
3	37.937	33.121	39.185	1'50.243	230,3	16:49'03.466
4	38.181	33.028	55.442	2'06.651	235,3	16:51'10.117
5	1'13.815	1'06.863	1'13.890	3'34.568	146,1	16:54'44.685
6	1'12.234	1'11.113	1'04.447	3'27.794	105,4	16:58'12.479
7	38.234	32.633	39.215	1'50.082	231,3	17:00'02.561
8	38.891	33.573	39.112	1'51.576	230,8	17:01'54.137
9	37.510	32.554	39.121	1'49.185	233,3	17:03'43.322
10	37.559	33.316	39.470	1'50.345	232,3	17:05'33.667
11	38.370	32.803	39.127	1'50.300	235,8	17:07'23.967
12	37.026	32.219	38.997	1'48.242	228,3	17:09'12.209
13	37.666	32.403	39.133	1'49.202	235,8	17:11'01.411
14	38.115	33.062	39.348	1'50.525	230,8	17:12'51.936
15	38.149	32.507	39.621	1'50.277	229,8	17:14'42.213
16	37.743	32.873	39.552	1'50.168	230,3	17:16'32.381
Race Time 33'13.568						

13 J. FERATI (1'50.245)

Lap	Seg.1	Seg.2	Seg.3	Lap Time	km/h	Local Time
1		35.810	40.459	2'07.016		16:45'25.829
2	38.566	33.173	39.630	1'51.369	232,3	16:47'17.198
3	38.060	33.508	39.616	1'51.184	232,8	16:49'08.382
4	38.593	33.072	53.739	2'05.404	234,3	16:51'13.786
5	1'14.373	1'06.611	1'12.892	3'33.876	153,8	16:54'47.662
6	1'13.689	1'10.245	1'03.460	3'27.394	109,0	16:58'15.056
7	38.570	33.869	39.698	1'52.137	231,3	17:00'07.193
8	37.912	33.001	39.588	1'50.501	234,3	17:01'57.694
9	38.144	33.042	39.576	1'50.762	228,8	17:03'48.456
10	37.756	32.836	39.693	1'50.285	228,3	17:05'38.741
11	37.924	32.849	39.570	1'50.343	228,3	17:07'29.084
12	37.716	32.961	39.568	1'50.245	229,8	17:09'19.329
13	38.367	32.974	39.700	1'51.041	230,3	17:11'10.370
14	37.918	33.155	39.649	1'50.722	227,8	17:13'01.092
15	37.961	34.264	39.996	1'52.221	228,8	17:14'53.313
16	38.507	33.279	39.621	1'51.407	229,8	17:16'44.720
Race Time 33'25.907						

7 D. BEGANOVIC (1'48.385)

Lap	Seg.1	Seg.2	Seg.3	Lap Time	km/h	Local Time
1		32.726	39.270	1'57.414		16:45'16.227
2	37.571	32.303	39.335	1'49.209	228,3	16:47'05.436
3	37.174	32.007	39.252	1'48.433	226,4	16:48'53.869
4	37.098	32.284	1'00.970	2'10.352	225,9	16:51'04.221
5	1'13.689	1'06.574	1'14.211	3'34.474	139,9	16:54'38.695
6	1'12.133	1'12.015	1'05.662	3'29.810	106,0	16:58'08.505
7	38.713	32.387	39.166	1'50.266	227,4	16:59'58.771
8	37.108	32.249	39.216	1'48.573	227,8	17:01'47.344
9	37.009	32.080	39.296	1'48.385	227,8	17:03'35.729
10	37.109	32.297	39.212	1'48.618	227,4	17:05'24.347
11	37.136	32.153	39.287	1'48.576	226,9	17:07'12.923
12	37.082	32.327	39.261	1'48.670	229,3	17:09'01.593
13	37.131	32.455	39.308	1'48.894	230,8	17:10'50.487
14	37.309	32.425	39.218	1'48.952	230,8	17:12'39.439
15	37.410	32.523	39.413	1'49.346	231,8	17:14'28.785
16	37.620	32.995	39.383	1'49.998	231,3	17:16'18.783
Race Time 32'59.970						

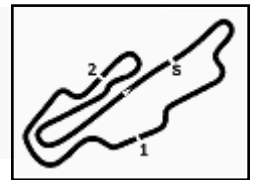
14 F. UGRAN (1'49.182)

Lap	Seg.1	Seg.2	Seg.3	Lap Time	km/h	Local Time
1		33.354	39.130	2'14.766		16:45'33.579
2	37.846	32.485	39.115	1'49.446	228,8	16:47'23.025
3	37.259	32.322	39.601	1'49.182	228,8	16:49'12.207
4	37.441	32.672	53.247	2'03.360	228,3	16:51'15.567
5	1'14.493	1'06.465	1'12.760	3'33.718	131,7	16:54'49.285
6	1'14.369	1'10.499	1'01.639	3'26.507	114,4	16:58'15.792
7	38.222	33.728	39.235	1'51.185	232,8	17:00'06.977
8	37.359	32.946	39.260	1'49.565	233,3	17:01'56.542
9	37.821	33.505	39.123	1'50.449	238,4	17:03'46.991
10	37.542	32.783	39.286	1'49.611	234,8	17:05'36.602
11	37.272	33.118	39.657	1'50.047	232,8	17:07'26.649
12	37.881	32.808	39.110	1'49.799	238,4	17:09'16.448

8 H. CENYU (1'51.317)

Lap	Seg.1	Seg.2	Seg.3	Lap Time	km/h	Local Time
1		34.863	39.996	2'05.333		16:45'24.146
2	38.675	33.878	39.713	1'52.266	231,3	16:47'16.412

04/10/2020 P = Pits In/Out - C = Lap Time Cancelled



ACI Racing Weekend Mugello 01-04 Ottobre 2020

Italian F4 Championship Powered by Abarth - Analysis Race 3

Aut. Int. Mugello Auto 5.245 m

Start at 16:43'18.813

2 / 5

13	37.796	32.738	39.017	1'49.551	235,8	17:11'05.999
14	37.243	32.608	39.396	1'49.247	233,3	17:12'55.246
15	37.429	33.076	39.419	1'49.924	232,8	17:14'45.170
16	38.334	33.663	39.309	1'51.306	231,3	17:16'36.476
Race Time 33'17.663						

15 P. WISNICKI (1'50.097)						
Lap	Seg.1	Seg.2	Seg.3	Lap Time	km/h	Local Time
1		36.027	40.574	2'07.560		16:45'26.373
2	38.703	33.116	39.909	1'51.728	229,3	16:47'18.101
3	38.074	33.087	39.887	1'51.048	228,3	16:49'09.149
4	38.517	33.120	54.211	2'05.848	230,8	16:51'14.997
5	1'14.431	1'06.435	1'12.600	3'33.466	140,4	16:54'48.463
6	1'14.260	1'10.532	1'02.491	3'27.283	115,4	16:58'15.746
7	38.822	33.701	39.594	1'52.117	228,3	17:00'07.863
8	37.582	32.984	39.531	1'50.097	228,8	17:01'57.960
9	38.174	32.992	39.763	1'50.929	232,8	17:03'48.889
10	38.318	32.763	39.695	1'50.776	228,8	17:05'39.665
11	37.737	32.794	39.742	1'50.273	227,8	17:07'29.938
12	38.001	32.913	39.618	1'50.532	225,9	17:09'20.470
13	37.658	33.034	39.783	1'50.475	229,3	17:11'10.945
14	37.878	32.947	39.725	1'50.550	228,8	17:13'01.495
15	37.946	33.373	40.060	1'51.379	230,8	17:14'52.874
16	38.136	33.205	39.688	1'51.029	225,5	17:16'43.903
Race Time 33'25.090						

17 J. EDGAR (1'48.389)						
Lap	Seg.1	Seg.2	Seg.3	Lap Time	km/h	Local Time
1		32.733	39.077	1'56.899		16:45'15.712
2	37.653	32.300	38.991	1'48.944	231,8	16:47'04.656
3	37.237	32.193	38.959	1'48.389	229,8	16:48'53.045
4	37.087	32.375	1'00.817	2'10.279	230,3	16:51'03.324
5	1'13.737	1'06.457	1'14.334	3'34.528	133,3	16:54'37.852
6	1'12.152	1'12.337	1'05.885	3'30.374	112,7	16:58'08.226
7	40.143	33.584	39.447	1'53.174	228,8	17:00'01.400
8	37.433	32.449	39.066	1'48.948	231,3	17:01'50.348
9	37.203	32.474	39.108	1'48.785	232,8	17:03'39.133
10	37.742	32.735	39.103	1'49.580	233,3	17:05'28.713
11	37.508	32.580	39.246	1'49.334	232,3	17:07'18.047
12	37.768	32.716	39.213	1'49.697	234,3	17:09'07.744
13	37.882	32.958	39.308	1'50.148	234,8	17:10'57.892
14	37.620	32.510	39.164	1'49.294	233,3	17:12'47.186
Race Time 29'28.373						

19 S. OGAARD (1'49.398)						
Lap	Seg.1	Seg.2	Seg.3	Lap Time	km/h	Local Time
1		34.029	39.812	2'02.837		16:45'21.650
2	38.246	34.285	39.564	1'52.095	227,8	16:47'13.745
3	37.776	33.609	39.541	1'50.926	231,3	16:49'04.671
4	37.810	33.338	55.733	2'06.881	231,8	16:51'11.552
5	1'14.426	1'06.603	1'13.396	3'34.425	138,8	16:54'45.977
6	1'12.878	1'10.856	1'03.741	3'27.475	97,6	16:58'13.452
7	39.235	33.538	39.455	1'52.228	235,3	17:00'05.680
8	37.824	33.076	39.672	1'50.572	237,4	17:01'56.252
9	37.850	33.044	39.440	1'50.334	230,8	17:03'46.586
10	37.483	32.840	39.660	1'49.983	229,3	17:05'36.569
11	37.789	33.013	39.489	1'50.291	229,3	17:07'26.860
12	38.283	33.269	39.489	1'51.041	236,3	17:09'17.901
13	37.818	32.781	39.469	1'50.068	234,8	17:11'07.969
14	37.359	32.521	39.518	1'49.398	227,8	17:12'57.367
15	37.967	32.781	39.388	1'50.136	226,9	17:14'47.503
16	37.496	33.572	39.612	1'50.680	229,8	17:16'38.183
Race Time 33'19.370						

21 A. GNOS (1'49.139)						
Lap	Seg.1	Seg.2	Seg.3	Lap Time	km/h	Local Time
1		33.236	39.468	1'59.612		16:45'18.425
2	37.537	32.592	39.335	1'49.464	227,8	16:47'07.889
3	38.557	32.966	39.560	1'51.083	228,8	16:48'58.972
4	37.486	32.469	57.662	2'07.617	226,9	16:51'06.589
5	1'13.704	1'06.296	1'14.866	3'34.866	135,0	16:54'41.455
6	1'11.803	1'11.287	1'05.083	3'28.173	104,7	16:58'09.628
7	38.888	34.028	39.771	1'52.687	230,3	17:00'02.315
8	39.249	33.065	39.181	1'51.495	233,8	17:01'53.810
9	37.369	32.535	39.235	1'49.139	234,3	17:03'42.949
10	37.642	33.323	39.623	1'50.588	229,8	17:05'33.537
11	38.290	34.924	39.700	1'52.914	232,8	17:07'26.451
12	37.671	32.691	39.218	1'49.580	230,8	17:09'16.031
13	38.581	32.738	39.097	1'50.416	235,3	17:11'06.447
14	37.950	32.680	40.312	1'50.942	233,8	17:12'57.389
15	37.541	32.522	39.191	1'49.254	228,3	17:14'46.643
16	37.604	33.607	39.854	1'51.065	233,3	17:16'37.708
Race Time 33'18.895						

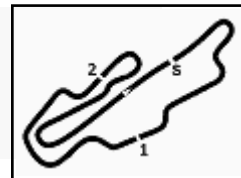
27 S. FREYMUTH (1'49.995)						
Lap	Seg.1	Seg.2	Seg.3	Lap Time	km/h	Local Time
1		34.814	39.933	2'04.939		16:45'23.752
2	38.358	33.120	39.586	1'51.064	232,8	16:47'14.816
3	37.666	33.616	41.289	1'52.571	229,8	16:49'07.387
4	37.974	32.973	54.219	2'05.166	227,4	16:51'12.553
5	1'14.238	1'06.302	1'13.500	3'34.040	144,8	16:54'46.593
6	1'13.445	1'10.205	1'04.002	3'27.652	103,3	16:58'14.245
7	38.540	33.792	39.591	1'51.923	227,4	17:00'06.168
8	37.663	33.062	39.502	1'50.227	230,8	17:01'56.395
9	38.347	33.291	39.648	1'51.286	234,8	17:03'47.681
10	37.620	32.910	39.465	1'49.995	227,4	17:05'37.676
11	37.815	32.871	39.561	1'50.247	228,3	17:07'27.923
12	37.767	33.116	39.612	1'50.495	229,8	17:09'18.418
13	40.419	33.252	39.909	1'53.580	230,8	17:11'11.998
14	37.652	32.993	39.674	1'50.319	225,9	17:13'02.317
15	37.656	33.732	39.792	1'51.180	228,3	17:14'53.497
16	38.527	33.376	39.599	1'51.502	233,3	17:16'44.999
Race Time 33'26.186						

28 F. BRASCHI (1'49.658)						
Lap	Seg.1	Seg.2	Seg.3	Lap Time	km/h	Local Time
1		33.767	39.740	2'01.681		16:45'20.494
2	38.252	33.358	39.665	1'51.275	234,3	16:47'11.769
3	38.213	33.109	39.766	1'51.088	226,9	16:49'02.857
4	38.407	33.173	55.194	2'06.774	225,5	16:51'09.631
5	1'13.674	1'06.926	1'13.976	3'34.576	145,0	16:54'44.207
6	1'11.971	1'11.338	1'04.868	3'28.177	102,7	16:58'12.384
7	39.960	33.264	39.429	1'52.653	226,4	17:00'05.037
8	37.659	33.268	39.395	1'50.322	229,8	17:01'55.359
9	38.567	32.900	39.199	1'50.666	232,3	17:03'46.025
10	37.506	32.776	39.376	1'49.658	229,8	17:05'35.683
11	37.686	33.487	39.624	1'50.797	230,8	17:07'26.480
12	38.503	33.328	39.365	1'51.196	231,3	17:09'17.676
13	38.466	33.120	39.346	1'50.932	230,3	17:11'08.608
14	37.645	33.357	39.394	1'50.396	229,8	17:12'59.004
15	37.569	32.827	39.524	1'49.920	229,3	17:14'48.924
16	37.481	33.008	39.419	1'49.908	229,3	17:16'38.832
Race Time 33'20.019						

31 T. BARNARD (1'50.172)						
Lap	Seg.1	Seg.2	Seg.3	Lap Time	km/h	Local Time
1		35.194	40.407	2'07.102		16:45'25.915
2	38.775	33.201	39.578	1'51.554	232,3	16:47'17.469

04/10/2020

P = Pits In/Out - C = Lap Time Cancelled



ACI Racing Weekend Mugello 01-04 Ottobre 2020

Italian F4 Championship Powered by Abarth - Analysis Race 3

Aut. Int. Mugello Auto 5.245 m

Start at 16:43'18.813

3 / 5

3	38.076	33.381	39.757	1'51.214	234,8	16:49'08.683	7	38.550	33.088	39.434	1'51.072	229,3	17:00'04.015
4	38.519	33.277	53.953	2'05.749	234,3	16:51'14.432	8	37.825	33.633	39.419	1'50.877	228,8	17:01'54.892
5	1'14.322	1'06.491	1'12.805	3'33.618	150,6	16:54'48.050	9	37.399	32.791	39.388	1'49.578	229,3	17:03'44.470
6	1'13.798	1'10.705	1'02.811	3'27.314	108,4	16:58'15.364	10	37.577	32.730	39.472	1'49.779	231,3	17:05'34.249
7	39.012	34.145	39.763	1'52.920	234,3	17:00'08.284	11	38.244	33.253	39.324	1'50.821	229,8	17:07'25.070
8	37.881	32.859	39.432	1'50.172	233,3	17:01'58.456	12	37.417	32.523	39.262	1'49.202	231,8	17:09'14.272
9	38.343	33.045	39.528	1'50.916	232,8	17:03'49.372	13	37.563	32.514	39.282	1'49.359	234,8	17:11'03.631
10	38.459	33.179	39.583	1'51.221	232,8	17:05'40.593	14	37.208	32.881	39.435	1'49.524	228,8	17:12'53.155
11	38.745	33.295	39.658	1'51.698	230,8	17:07'32.291	15	37.841	33.183	39.294	1'50.318	233,3	17:14'43.473
12	37.775	33.038	40.364	1'51.177	229,8	17:09'23.468	16	37.632	32.794	39.390	1'49.816	232,3	17:16'33.289
13	38.188	33.041	39.754	1'50.983	233,3	17:11'14.451							Race Time 33'14.476
14	37.762	33.076	39.738	1'50.576	228,3	17:13'05.027							
15	37.901	33.463	39.891	1'51.255	228,8	17:14'56.282							
16	38.051	33.896	39.886	1'51.833	227,8	17:16'48.115							

Race Time 33'29.302

35 P. DELLI GUANTI (1'49.279)

Lap	Seg.1	Seg.2	Seg.3	Lap Time	km/h	Local Time
1		34.127	39.356	2'00.872		16:45'19.685
2	37.424	32.487	39.368	1'49.279	226,9	16:47'08.964
3	37.677	32.921	39.749	1'50.347	227,4	16:48'59.311
4	38.008	32.603	57.659	2'08.270	230,3	16:51'07.581
5	1'13.706	1'06.269	1'14.661	3'34.636	142,5	16:54'42.217
6	1'12.101	1'11.057	1'04.961	3'28.119	106,3	16:58'10.336
7	38.338	33.748	39.592	1'51.678	228,8	17:00'02.014
8	37.581	32.767	39.408	1'49.756	228,8	17:01'51.770
9	37.390	32.840	39.560	1'49.790	228,8	17:03'41.560
10	37.641	32.542	39.408	1'49.591	225,5	17:05'31.151
11	37.559	32.385	39.666	1'49.610	225,0	17:07'20.761
12	37.638	32.489	39.483	1'49.610	224,5	17:09'10.371
13	37.601	32.893	39.637	1'50.131	226,4	17:11'00.502
14	38.722	33.124	39.535	1'51.381	224,1	17:12'51.883
15	39.597	33.587	39.668	1'52.852	226,9	17:14'44.735
16	38.308	33.465	39.994	1'51.767	226,4	17:16'36.502

Race Time 33'17.689

46 G. MINI (1'48.125)

Lap	Seg.1	Seg.2	Seg.3	Lap Time	km/h	Local Time
1		32.414	39.202	1'56.009		16:45'14.822
2	37.379	31.992	39.023	1'48.394	226,4	16:47'03.216
3	37.077	32.072	38.976	1'48.125	226,4	16:48'51.341
4	37.063	32.406	1'01.706	2'11.175	226,4	16:51'02.516
5	1'13.528	1'06.580	1'14.329	3'34.437	137,1	16:54'36.953
6	1'12.053	1'12.391	1'06.484	3'30.928	111,0	16:58'07.881
7	37.918	32.382	39.117	1'49.417	226,4	16:59'57.298
8	37.261	32.264	39.157	1'48.682	228,3	17:01'45.980
9	37.081	32.107	39.085	1'48.273	228,8	17:03'34.253
10	37.151	32.193	39.029	1'48.373	227,8	17:05'22.626
11	37.241	32.271	39.178	1'48.690	228,3	17:07'11.316
12	37.287	32.439	39.163	1'48.889	228,8	17:09'00.205
13	37.368	32.328	39.170	1'48.866	229,8	17:10'49.071
14	37.344	32.429	39.223	1'48.996	227,8	17:12'38.067
15	37.563	32.594	39.334	1'49.491	227,8	17:14'27.558
16	37.651	32.923	39.457	1'50.031	227,8	17:16'17.589

Race Time 32'58.776

48 J. SALMENAUTIO (1'49.202)

Lap	Seg.1	Seg.2	Seg.3	Lap Time	km/h	Local Time
1		34.166	39.651	2'02.909		16:45'21.722
2	38.042	33.401	39.511	1'50.954	233,3	16:47'12.676
3	38.275	32.820	39.572	1'50.667	230,8	16:49'03.343
4	38.719	33.112	55.351	2'07.182	231,3	16:51'10.525
5	1'14.239	1'06.840	1'13.436	3'34.515	166,4	16:54'45.040
6	1'12.779	1'10.788	1'04.336	3'27.903	96,3	16:58'12.943

51 F. PIZZI (1'48.661)

Lap	Seg.1	Seg.2	Seg.3	Lap Time	km/h	Local Time
1		33.755	39.521	2'01.570		16:45'20.383
2	37.192	32.383	39.086	1'48.661	233,3	16:47'09.044
3	37.854	32.936	39.569	1'50.359	230,8	16:48'59.403
4	37.647	32.333	57.778	2'07.758	233,8	16:51'07.161
5	1'13.688	1'06.265	1'14.762	3'34.715	135,8	16:54'41.876
6	1'11.846	1'11.313	1'04.722	3'27.881	106,2	16:58'09.757
7	38.402	33.601	39.063	1'51.066	238,9	17:00'00.823
8	37.266	32.733	38.954	1'48.953	232,8	17:01'49.776
9	37.225	32.639	39.065	1'48.929	235,3	17:03'38.705
10	37.988	32.454	39.069	1'49.511	230,8	17:05'28.216
11	37.697	32.604	39.003	1'49.304	235,8	17:07'17.520
12	38.091	32.490	39.045	1'49.626	234,3	17:09'07.146
13	37.659	32.408	39.112	1'49.179	232,3	17:10'56.325
14	37.685	32.437	38.950	1'49.072	232,8	17:12'45.397
15	38.393	32.714	39.128	1'50.235	235,8	17:14'35.632
16	38.316	32.654	39.132	1'50.102	233,8	17:16'25.734

Race Time 33'06.921

52 J. CRAWFORD (1'48.976)

Lap	Seg.1	Seg.2	Seg.3	Lap Time	km/h	Local Time
1		33.937	39.302	2'00.126		16:45'18.939
2	37.797	32.629	39.097	1'49.523	230,3	16:47'08.462
3	37.523	32.253	39.200	1'48.976	231,3	16:48'57.438
4	37.260	32.482	58.979	2'08.721	228,3	16:51'06.159
5	1'13.565	1'06.465	1'14.899	3'34.929	130,9	16:54'41.088
6	1'11.638	1'11.319	1'05.319	3'28.276	107,2	16:58'09.364
7	38.507	33.119	39.055	1'50.681	234,8	17:00'00.045
8	37.803	32.459	39.080	1'49.342	233,8	17:01'49.387
9	37.333	32.615	39.335	1'49.283	232,8	17:03'38.670
10	37.654	32.483	39.142	1'49.279	230,8	17:05'27.949
11	37.680	32.600	39.209	1'49.489	232,3	17:07'17.438
12	37.854	32.466	39.569	1'49.889	231,8	17:09'07.327
13	38.032	32.714	39.379	1'50.125	237,9	17:10'57.452
14	37.601	32.568	39.264	1'49.433	229,8	17:12'46.885
15	39.645	35.351	41.244	1'56.240	229,8	17:14'43.125
16	39.900	38.016	41.726	1'59.642	230,8	17:16'42.767

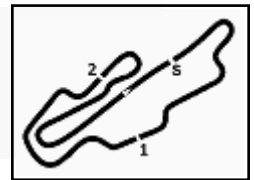
Race Time 33'23.954

66 Z. CHOVANEC (1'49.551)

Lap	Seg.1	Seg.2	Seg.3	Lap Time	km/h	Local Time
1		33.764	39.587	2'02.207		16:45'21.020
2	37.981	33.331	39.916	1'51.228	227,8	16:47'12.248
3	38.005	33.237	39.505	1'50.747	228,3	16:49'02.995
4	37.813	32.397	55.843	2'06.053	228,3	16:51'09.048
5	1'13.583	1'06.555	1'14.479	3'34.617	142,1	16:54'43.665
6	1'12.027	1'10.948	1'04.756	3'27.731	104,6	16:58'11.396
7	38.109	33.545	39.414	1'51.068	227,4	17:00'02.464
8	37.826	32.697	39.312	1'49.835	232,3	17:01'52.299
9	37.589	32.830	39.386	1'49.805	231,8	17:03'42.104
10	37.803	32.637	39.370	1'49.810	235,3	17:05'31.914

04/10/2020

P = Pits In/Out - C = Lap Time Cancelled



ACI Racing Weekend Mugello 01-04 Ottobre 2020

Italian F4 Championship Powered by Abarth - Analysis Race 3

Aut. Int. Mugello Auto 5.245 m

Start at 16:43'18.813

4 / 5

11	37.503	32.606	39.442	1'49.551	229,3	17:07'21.465	9	37.520	32.568	39.350	1'49.438	228,8	17:03'38.238
12	37.503	32.724	39.340	1'49.567	230,3	17:09'11.032	10	37.637	32.233	39.299	1'49.169	227,4	17:05'27.407
13	37.414	32.876	39.445	1'49.735	231,8	17:11'00.767	11	37.787	32.373	39.273	1'49.433	227,8	17:07'16.840
14	38.173	32.807	39.454	1'50.434	230,3	17:12'51.201	12	37.685	32.439	39.438	1'49.562	228,3	17:09'06.402
15	37.698	33.136	39.747	1'50.581	228,3	17:14'41.782	13	37.601	32.431	39.336	1'49.368	228,8	17:10'55.770
16	37.731	32.960	39.654	1'50.345	226,4	17:16'32.127	14	37.820	32.275	39.263	1'49.358	227,4	17:12'45.128
Race Time 33'13.314							15	38.263	32.485	39.451	1'50.199	227,8	17:14'35.327
Race Time 33'06.647							16	38.166	32.622	39.345	1'50.133	226,9	17:16'25.460

68 S. RAMOS REYNOSO (1'49.362)

Lap	Seg.1	Seg.2	Seg.3	Lap Time	km/h	Local Time
1		34.099	40.086	2'01.439		16:45'20.252
2	38.083	32.550	39.196	1'49.829	227,4	16:47'10.081
3	37.510	32.853	39.385	1'49.748	227,8	16:48'59.829
4	37.996	32.754	57.790	2'08.540	230,3	16:51'08.369
5	1'13.747	1'06.258	1'14.568	3'34.573	136,7	16:54'42.942
6	1'12.284	1'11.000	1'04.429	3'27.713	110,0	16:58'10.655
7	38.456	33.619	39.709	1'51.784	232,3	17:00'02.439
8	38.903	32.795	39.406	1'51.104	225,9	17:01'53.543
9	38.377	32.838	39.328	1'50.543	227,4	17:03'44.086
10	37.445	32.845	39.875	1'50.165	228,8	17:05'34.251
11	38.062	33.103	39.277	1'50.442	229,8	17:07'24.693
12	37.264	32.741	39.357	1'49.362	230,3	17:09'14.055
13	38.285	32.793	39.411	1'50.489	227,4	17:11'04.544
14	37.372	32.830	39.302	1'49.504	228,3	17:12'54.048
15	37.743	33.501	39.842	1'51.086	230,3	17:14'45.134
16	38.141	33.426	39.748	1'51.315	229,8	17:16'36.449
Race Time 33'17.636						

84 F. SIMONAZZI (1'49.118)

Lap	Seg.1	Seg.2	Seg.3	Lap Time	km/h	Local Time
1		32.958	39.240	1'58.744		16:45'17.557
2	37.600	32.643	39.289	1'49.532	229,8	16:47'07.089
3	37.306	32.459	39.353	1'49.118	228,8	16:48'56.207
4	37.463	32.617	59.040	2'09.120	228,3	16:51'05.327
5	1'13.808	1'06.570	1'14.405	3'34.783	117,8	16:54'40.110
6	1'11.848	1'11.673	1'05.419	3'28.940	124,1	16:58'09.050
7	38.997	33.761	39.737	1'52.495	232,3	17:00'01.545
8	37.811	32.670	39.230	1'49.711	235,3	17:01'51.256
9	37.524	33.086	40.029	1'50.639	229,8	17:03'41.895
10	38.416	33.344	39.517	1'51.277	232,8	17:05'33.172
11	37.538	32.720	39.350	1'49.608	228,8	17:07'22.780
12	37.418	32.422	39.315	1'49.155	229,8	17:09'11.935
13	38.228	33.085	39.513	1'50.826	231,3	17:11'02.761
14	37.598	33.082	39.350	1'50.030	228,3	17:12'52.791
15	37.855	33.115	39.643	1'50.613	231,3	17:14'43.404
16	38.340	33.100	39.539	1'50.979	232,8	17:16'34.383
Race Time 33'15.570						

72 L. FORNAROLI (1'49.490)

Lap	Seg.1	Seg.2	Seg.3	Lap Time	km/h	Local Time
1		33.982	39.847	2'02.258		16:45'21.071
2	38.398	33.079	39.754	1'51.231	229,8	16:47'12.302
3	38.842	33.667	39.570	1'52.079	228,3	16:49'04.381
4	37.926	33.376	55.392	2'06.694	228,8	16:51'11.075
5	1'14.491	1'06.591	1'13.444	3'34.526	151,3	16:54'45.601
6	1'12.860	1'10.766	1'04.087	3'27.713	98,7	16:58'13.314
7	39.177	33.498	39.534	1'52.209	229,8	17:00'05.523
8	37.679	33.074	39.450	1'50.203	230,3	17:01'55.726
9	37.583	32.634	39.441	1'49.658	233,3	17:03'45.384
10	37.450	32.602	39.438	1'49.490	229,8	17:05'34.874
11	37.935	33.395	39.557	1'50.887	231,3	17:07'25.761
12	37.576	32.919	39.493	1'49.988	230,8	17:09'15.749
13	38.049	32.697	39.413	1'50.159	230,3	17:11'05.908
14	38.093	32.745	39.356	1'50.194	228,3	17:12'56.102
15	37.556	32.914	39.537	1'50.007	230,8	17:14'46.109
16	37.800	33.818	40.401	1'52.019	230,3	17:16'38.128
Race Time 33'19.315						

85 G. BORTOLETO OLIVEIRA (1'48.398)

Lap	Seg.1	Seg.2	Seg.3	Lap Time	km/h	Local Time
1		32.663	39.147	1'56.599		16:45'15.412
2	37.483	32.090	39.002	1'48.575	226,4	16:47'03.987
3	37.116	32.238	39.044	1'48.398	228,3	16:48'52.385
4	36.999	32.299	1'01.330	2'10.628	226,9	16:51'03.013
5	1'13.544	1'06.451	1'14.418	3'34.413	135,0	16:54'37.426
6	1'12.222	1'12.238	1'06.297	3'30.757	119,3	16:58'08.183
7	38.235	32.547	39.084	1'49.866	228,8	16:59'58.049
8	37.187	32.295	39.065	1'48.547	228,8	17:01'46.596
9	37.152	32.226	39.060	1'48.438	229,8	17:03'35.034
10	37.160	32.233	39.103	1'48.496	227,8	17:05'23.530
11	37.224	32.327	39.174	1'48.725	228,8	17:07'12.255
12	37.308	32.350	39.148	1'48.806	229,3	17:09'01.061
13	37.218	32.527	39.285	1'49.030	229,8	17:10'50.091
14	37.271	32.460	39.287	1'49.018	227,4	17:12'39.109
15	37.353	32.533	39.474	1'49.360	228,3	17:14'28.469
16	37.603	32.805	39.359	1'49.767	226,9	17:16'18.236
Race Time 32'59.423 + 5.000Pen						

76 V. CATINO (1'51.524)

Lap	Seg.1	Seg.2	Seg.3	Lap Time	km/h	Local Time
1		33.184	39.833	2'07.995		16:45'26.808
2	38.722	33.071	39.731	1'51.524	231,8	16:47'18.332
Race Time 3'59.519						

86 B. VALINT (1'49.056)

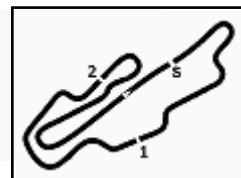
Lap	Seg.1	Seg.2	Seg.3	Lap Time	km/h	Local Time
1		35.072	40.172	2'04.853		16:45'23.666
2	38.951	33.217	39.630	1'51.798	225,9	16:47'15.464
3	37.884	33.085	40.852	1'51.821	228,3	16:49'07.285
4	38.726	33.189	53.881	2'05.796	225,9	16:51'13.081
5	1'14.560	1'06.427	1'13.019	3'34.006	143,8	16:54'47.087
6	1'13.738	1'10.105	1'03.808	3'27.651	104,3	16:58'14.738
7	38.463	33.766	1'02.915	2'15.144P	229,3	17:00'29.882
8	41.754	32.987	39.771	1'54.512P	156,3	17:02'24.394
9	37.928	32.819	39.634	1'50.381	225,5	17:04'14.775
10	37.627	32.548	39.794	1'49.969	225,5	17:06'04.744
11	37.691	32.554	39.399	1'49.644	225,9	17:07'54.388
12	37.342	32.543	39.461	1'49.346	226,4	17:09'43.734

77 A. ROSSO (1'48.984)

Lap	Seg.1	Seg.2	Seg.3	Lap Time	km/h	Local Time
1		33.006	39.381	1'58.251		16:45'17.064
2	37.717	32.411	39.176	1'49.304	228,8	16:47'06.368
3	37.449	32.280	39.255	1'48.984	229,3	16:48'55.352
4	37.685	32.250	59.511	2'09.446	227,4	16:51'04.798
5	1'13.981	1'06.456	1'14.377	3'34.814	126,3	16:54'39.612
6	1'11.807	1'11.788	1'05.378	3'28.973	127,7	16:58'08.585
7	39.047	32.780	39.272	1'51.099	234,3	16:59'59.684
8	37.622	32.313	39.181	1'49.116	230,8	17:01'48.800

04/10/2020

P = Pits In/Out - C = Lap Time Cancelled



ACI Racing Weekend Mugello 01-04 Ottobre 2020
Italian F4 Championship Powered by Abarth - Analysis Race 3

Aut. Int. Mugello Auto 5.245 m

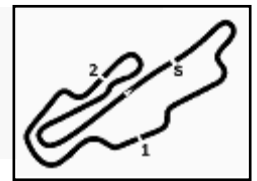
Start at 16:43'18.813

5 / 5

13	37.351	32.297	39.408	1'49.056	226,4	17:11'32.790
14	37.677	33.409	39.675	1'50.761	225,5	17:13'23.551
15	38.306	33.809	40.467	1'52.582	225,9	17:15'16.133
16	38.615	33.639	39.933	1'52.187	224,5	17:17'08.320
Race Time 33'49.507						

88 H. AL QUBAISI (1'49.633)

Lap	Seg.1	Seg.2	Seg.3	Lap Time	km/h	Local Time
1		35.645	40.553	2'07.922		16:45'26.735
2	45.564	34.052	39.848	1'59.464	232,8	16:47'26.199
3	37.811	33.295	39.808	1'50.914	225,9	16:49'17.113
4	37.858	33.511	47.877	1'59.246	225,0	16:51'16.359
5	1'14.377	1'06.718	1'12.452	3'33.547	136,4	16:54'49.906
6	1'14.461	1'10.363	1'01.805	3'26.629	122,0	16:58'16.535
7	38.448	33.937	40.118	1'52.503	230,8	17:00'09.038
8	42.556	32.877	39.641	1'55.074	229,8	17:02'04.112
9	37.405	32.664	39.713	1'49.782	226,9	17:03'53.894
10	37.441	32.696	39.723	1'49.860	225,9	17:05'43.754
11	37.620	32.660	39.545	1'49.825	227,4	17:07'33.579
12	37.462	32.549	39.622	1'49.633	229,8	17:09'23.212
13	37.518	32.799	39.664	1'49.981	229,8	17:11'13.193
14	37.597	33.268	39.689	1'50.554	229,8	17:13'03.747
15	37.734	33.298	39.828	1'50.860	231,8	17:14'54.607
16	38.194	33.634	39.792	1'51.620	230,3	17:16'46.227
Race Time 33'27.414						



ACI Racing Weekend Mugello 01-04 Ottobre 2020

Italian F4 Championship Powered by Abarth - Sector and Speeds Race 3

Aut. Int. Mugello Auto 5.245 m

RESULTS

1	46 MINI Gabriele	Tatuus F4 T-014 Abarth	Laps 16
2	7 BEGANOVIC Dino	Tatuus F4 T-014 Abarth	1.194
3	85 BORTOLETO OLIVEIRA Gabr	Tatuus F4 T-014 Abarth	5.647
4	77 ROSSO Andrea	Tatuus F4 T-014 Abarth	7.871
5	51 PIZZI Francesco	Tatuus F4 T-014 Abarth	8.145
6	66 CHOVANEC Zdenek	Tatuus F4 T-014 Abarth	14.538
7	6 MONTOYA Sebastian	Tatuus F4 T-014 Abarth	14.792
8	48 SALMENAUTIO Jesse	Tatuus F4 T-014 Abarth	15.700
9	84 SIMONAZZI Francesco	Tatuus F4 T-014 Abarth	16.794
10	68 RAMOS REYNOSO Santiago	Tatuus F4 T-014 Abarth	18.860
11	14 UGRAN Filip	Tatuus F4 T-014 Abarth	18.887
12	35 DELLI GUANTI Pietro	Tatuus F4 T-014 Abarth	18.913
13	21 GNOS Axel	Tatuus F4 T-014 Abarth	20.119
14	72 FORNAROLI Leonardo	Tatuus F4 T-014 Abarth	20.539
15	19 OGAARD Sebastian	Tatuus F4 T-014 Abarth	20.594
16	28 BRASCHI Francesco	Tatuus F4 T-014 Abarth	21.243
17	3 SMAL Kyrill	Tatuus F4 T-014 Abarth	22.547
18	52 CRAWFORD Jak	Tatuus F4 T-014 Abarth	25.178
19	15 WISNICKI Piotr	Tatuus F4 T-014 Abarth	26.314
20	13 FERATI Jasin	Tatuus F4 T-014 Abarth	27.131
21	27 FREYMUTH Sebastian	Tatuus F4 T-014 Abarth	27.410
22	11 PATTERSON Dexter Macham	Tatuus F4 T-014 Abarth	28.156
23	88 AL QUBAIS I Hamda	Tatuus F4 T-014 Abarth	28.638
24	31 BARNARD Taylor	Tatuus F4 T-014 Abarth	30.526
25	86 VALINT Bence	Tatuus F4 T-014 Abarth	50.731
26	17 EDGAR Jonny	Tatuus F4 T-014 Abarth	2 Laps
RET	8 CENYU Han	Tatuus F4 T-014 Abarth	13 Laps
RET	9 PATRESE Lorenzo	Tatuus F4 T-014 Abarth	13 Laps
RET	76 CATINO Vittorio	Tatuus F4 T-014 Abarth	14 Laps

SPEED

1	51 PIZZI Francesco	Tatuus F4 T-014 Abarth	238,9
2	3 SMAL Kyrill	Tatuus F4 T-014 Abarth	238,9
3	14 UGRAN Filip	Tatuus F4 T-014 Abarth	238,4
4	52 CRAWFORD Jak	Tatuus F4 T-014 Abarth	237,9
5	19 OGAARD Sebastian	Tatuus F4 T-014 Abarth	237,4
6	11 PATTERSON Dexter Macham	Tatuus F4 T-014 Abarth	236,3
7	6 MONTOYA Sebastian	Tatuus F4 T-014 Abarth	235,8
8	84 SIMONAZZI Francesco	Tatuus F4 T-014 Abarth	235,3
9	66 CHOVANEC Zdenek	Tatuus F4 T-014 Abarth	235,3
10	21 GNOS Axel	Tatuus F4 T-014 Abarth	235,3
11	31 BARNARD Taylor	Tatuus F4 T-014 Abarth	234,8
12	17 EDGAR Jonny	Tatuus F4 T-014 Abarth	234,8
13	48 SALMENAUTIO Jesse	Tatuus F4 T-014 Abarth	234,8
14	27 FREYMUTH Sebastian	Tatuus F4 T-014 Abarth	234,8
15	13 FERATI Jasin	Tatuus F4 T-014 Abarth	234,3
16	28 BRASCHI Francesco	Tatuus F4 T-014 Abarth	234,3
17	77 ROSSO Andrea	Tatuus F4 T-014 Abarth	234,3
18	76 CATINO Vittorio	Tatuus F4 T-014 Abarth	233,8
19	72 FORNAROLI Leonardo	Tatuus F4 T-014 Abarth	233,3
20	88 AL QUBAIS I Hamda	Tatuus F4 T-014 Abarth	232,8
21	15 WISNICKI Piotr	Tatuus F4 T-014 Abarth	232,8
22	68 RAMOS REYNOSO Santiago	Tatuus F4 T-014 Abarth	232,3
23	7 BEGANOVIC Dino	Tatuus F4 T-014 Abarth	231,8
24	9 PATRESE Lorenzo	Tatuus F4 T-014 Abarth	231,3
25	8 CENYU Han	Tatuus F4 T-014 Abarth	231,3
26	35 DELLI GUANTI Pietro	Tatuus F4 T-014 Abarth	230,3
27	46 MINI Gabriele	Tatuus F4 T-014 Abarth	229,8
28	85 BORTOLETO OLIVEIRA Gabr	Tatuus F4 T-014 Abarth	229,8
29	86 VALINT Bence	Tatuus F4 T-014 Abarth	229,3

SEG. 1

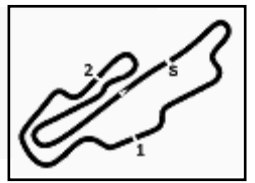
1	85 BORTOLETO OLIVEIR	36.999
2	7 BEGANOVIC Dino	37.009
3	6 MONTOYA Sebastian	37.026
4	46 MINI Gabriele	37.063
5	17 EDGAR Jonny	37.087
6	51 PIZZI Francesco	37.192
7	48 SALMENAUTIO Jesse	37.208
8	14 UGRAN Filip	37.243
9	52 CRAWFORD Jak	37.260
10	68 RAMOS REYNOSO Sa	37.264
11	84 SIMONAZZI Francesco	37.306
12	86 VALINT Bence	37.342
13	19 OGAARD Sebastian	37.359
14	21 GNOS Axel	37.369
15	35 DELLI GUANTI Pietro	37.390
16	3 SMAL Kyrill	37.393
17	88 AL QUBAIS I Hamda	37.405
18	66 CHOVANEC Zdenek	37.414
19	77 ROSSO Andrea	37.449
20	72 FORNAROLI Leonardo	37.450
21	28 BRASCHI Francesco	37.481
22	15 WISNICKI Piotr	37.582
23	11 PATTERSON Dexter Mac	37.600
24	27 FREYMUTH Sebastian	37.620
25	13 FERATI Jasin	37.716
26	31 BARNARD Taylor	37.762
27	9 PATRESE Lorenzo	38.054
28	8 CENYU Han	38.279
29	76 CATINO Vittorio	38.476

SEG. 2

1	46 MINI Gabriele	31.992
2	7 BEGANOVIC Dino	32.007
3	85 BORTOLETO OLIVEIR	32.090
4	17 EDGAR Jonny	32.193
5	6 MONTOYA Sebastian	32.219
6	77 ROSSO Andrea	32.233
7	52 CRAWFORD Jak	32.253
8	86 VALINT Bence	32.297
9	14 UGRAN Filip	32.322
10	51 PIZZI Francesco	32.333
11	35 DELLI GUANTI Pietro	32.385
12	66 CHOVANEC Zdenek	32.397
13	84 SIMONAZZI Francesco	32.422
14	21 GNOS Axel	32.469
15	48 SALMENAUTIO Jesse	32.514
16	19 OGAARD Sebastian	32.521
17	88 AL QUBAIS I Hamda	32.549
18	68 RAMOS REYNOSO Sa	32.550
19	72 FORNAROLI Leonardo	32.602
20	3 SMAL Kyrill	32.671
21	15 WISNICKI Piotr	32.763
22	28 BRASCHI Francesco	32.776
23	13 FERATI Jasin	32.836
24	31 BARNARD Taylor	32.859
25	27 FREYMUTH Sebastian	32.871
26	11 PATTERSON Dexter Mac	32.943
27	76 CATINO Vittorio	33.071
28	8 CENYU Han	33.095
29	9 PATRESE Lorenzo	33.437

SEG. 3

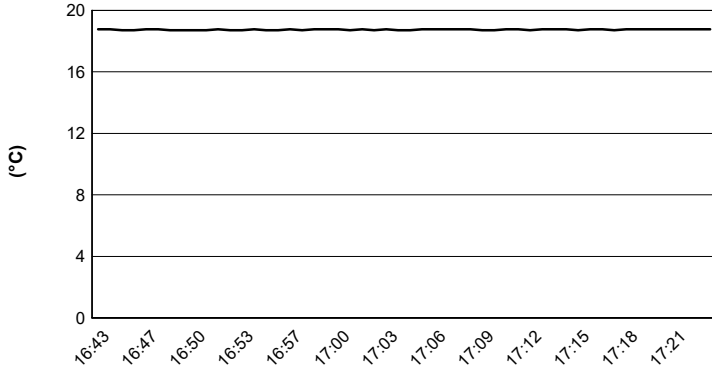
1	51 PIZZI Francesco	38.950
2	17 EDGAR Jonny	38.959
3	46 MINI Gabriele	38.976
4	6 MONTOYA Sebastian	38.997
5	85 BORTOLETO OLIVEIR	39.002
6	14 UGRAN Filip	39.017
7	52 CRAWFORD Jak	39.055
8	21 GNOS Axel	39.097
9	3 SMAL Kyrill	39.150
10	7 BEGANOVIC Dino	39.166
11	77 ROSSO Andrea	39.176
12	68 RAMOS REYNOSO Sa	39.196
13	28 BRASCHI Francesco	39.199
14	84 SIMONAZZI Francesco	39.230
15	48 SALMENAUTIO Jesse	39.262
16	66 CHOVANEC Zdenek	39.312
17	35 DELLI GUANTI Pietro	39.356
18	72 FORNAROLI Leonardo	39.356
19	19 OGAARD Sebastian	39.388
20	86 VALINT Bence	39.399
21	31 BARNARD Taylor	39.432
22	27 FREYMUTH Sebastian	39.465
23	11 PATTERSON Dexter Mac	39.467
24	15 WISNICKI Piotr	39.531
25	88 AL QUBAIS I Hamda	39.545
26	13 FERATI Jasin	39.568
27	9 PATRESE Lorenzo	39.687
28	8 CENYU Han	39.713
29	76 CATINO Vittorio	39.731



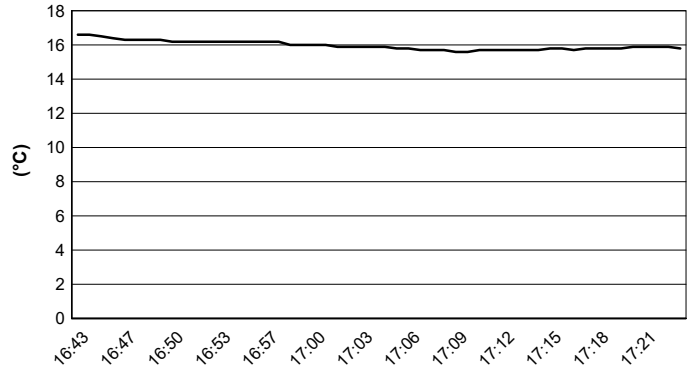
ACI Racing Weekend Mugello 01-04 Ottobre 2020
Italian F4 Championship Powered by Abarth - Weather Report Race 3
Session started 16:44 - Session ended 17:24

Aut. Int. Mugello Auto 5.245 m

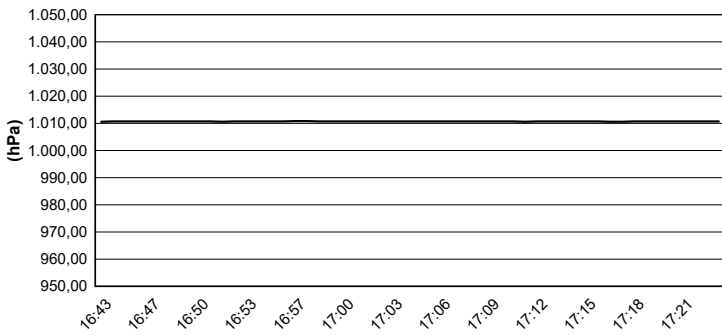
Air Temperature



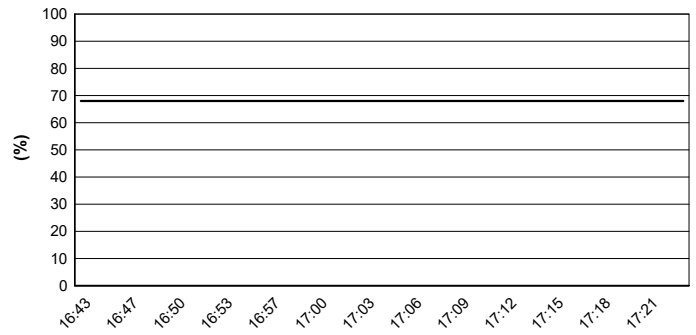
Track Temperature



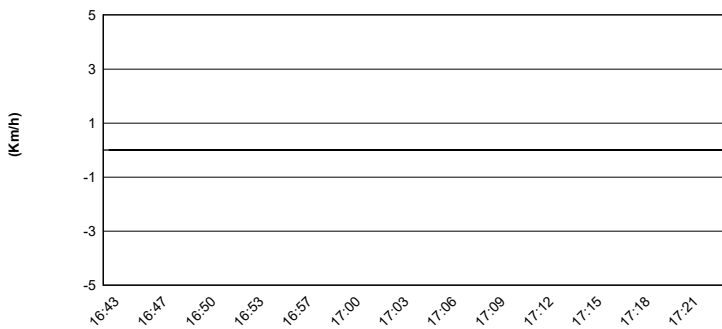
Air Pressure




Humidity



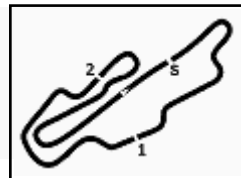
Wind Speed



Wind Direction



04/10/2020



ACI Racing Weekend Mugello 01-04 Ottobre 2020
Italian F4 Championship Powered by Abarth - Starting Grid Race 3

REVISED

Aut. Int. Mugello Auto 5.245 m

Duration: 30' +1 Lap

15	76	CATINO V. Tatuus F4 T- 2'14.364	11	PATTERSON D. Tatuus F4 T- 2'13.351
14	15	WISNICKI P. Tatuus F4 T- 2'13.108	8	CENYU H. Tatuus F4 T- 2'13.043
13	88	AL QUBAIS I H. Tatuus F4 T- 2'12.758	13	FERATI J. Tatuus F4 T- 2'12.165
12	9	PATRESE L. Tatuus F4 T- 2'12.125	27	FREYMUTH S. Tatuus F4 T- 2'11.938
11	3	SMAL K. Tatuus F4 T- 2'11.920	86	VALINT B. Tatuus F4 T- 2'11.397
10	48	SALMENAUTIO J. Tatuus F4 T- 2'11.199	6	MONTOYA S. Tatuus F4 T- 2'10.834
9	66	CHOVANEC Z. Tatuus F4 T- 2'10.008	51	PIZZI F. Tatuus F4 T- 2'10.829
8	19	OGAARD S. Tatuus F4 T- 2'10.643	31	BARNARD T. Tatuus F4 T- 2'10.611
7	35	DELLI GUANTI P. Tatuus F4 T- 2'10.500	72	FORNAROLI L. Tatuus F4 T- 2'10.003
6	21	GNOS A. Tatuus F4 T- 2'10.001	52	CRAWFORD J. Tatuus F4 T- 2'09.851
5	68	RAMOS REYNOSO S. Tatuus F4 T- 2'09.610	28	BRASCHI F. Tatuus F4 T- 2'09.493
4	14	UGRAN F. Tatuus F4 T- 2'09.259	7	BEGANOVIC D. Tatuus F4 T- 2'08.912
3	84	SIMONAZZI F. Tatuus F4 T- 2'08.820	17	EDGAR J. Tatuus F4 T- 2'08.717
2	77	ROSSO A. Tatuus F4 T- 2'08.518	46	MINI G. Tatuus F4 T- 2'08.121
1	85	BORTOLETO OLIVEI Tatuus F4 T- 2'07.756		

Il Pilota n. 66 (Chovanec Z.) retrocesso di 4 posizioni per decisione n. 38 dei CCSS

04/10/2020 Chairman of the Jury